



**Administrative Office**  
of the United States Courts  
Department of Technology Services

# CJA eVoucher

---

## Attorney User Manual

**Release 6.9**

**December**

**2022**



## Contents

---

Nota Bene: Edit Before Using! .....	3
Introduction .....	4
Panel Management.....	4
Voucher and Authorization Request Submission .....	4
Browser Compatibility.....	4
Court Appointment.....	5
Accessing the CJA eVoucher Program .....	5
Creating a Single Login Profile (SLP) .....	6
Forgotten or Expired Passwords.....	14
Locked Accounts .....	17
Navigating in the CJA eVoucher Program.....	20
Customizing the Home Page.....	20
Accessing Single Login Profile (SLP) .....	22
Account Information.....	22
Modifying Your Name.....	23
Updating Your Email Address .....	23
Updating Your Password.....	24
Updating Your Security Questions.....	25
Linked eVoucher Accounts.....	26
Linking Your eVoucher Accounts to Your Single Login Profile (SLP).....	27
Court Profile.....	29
Attorney Info.....	30
Billing Info .....	31
Holding Period.....	33
Continuing Legal Education (CLE) .....	34
Appointments' List.....	36
View Representation.....	37
Creating a CJA-20 Voucher.....	38
Entering Services.....	39
Importing Service Entries.....	42
Importing Service Entries on Previously Created CJA-20s.....	46
Entering Expenses.....	49
Claim Status .....	51

---

Documents .....	53
Signing and Submitting to Court.....	54
CJA-20 Quick Review Panel.....	56
Reports and Case Management.....	59
Defendant Detailed Budget Report.....	60
Defendant Summary Budget Report.....	61
Creating a CJA-21 Voucher.....	62
Submitting an Authorization Request for Expert Services .....	70
Creating an Authorization for Transcripts (AUTH-24) .....	74
Creating a CJA-24 Voucher.....	77
Creating a Budget Auth.....	84
Creating a Travel Voucher.....	90
Appendix A: Correcting Errors in Your .csv File .....	98
Appendix B: Creating the Excel File for Import.....	99
Appendix C: Converting the Excel File to .csv Format .....	100

## Nota Bene: Edit Before Using!

---

We are distributing this manual in Word format to make it easier for you to customize the content to follow your local rules and CJA rules. Consider the following questions when customizing your information:

- Do you wish to include CJA administrator contact information for attorneys or include a website link?
- Are you using the CM/ECF link in eVoucher?
- Are attorneys allowed to edit their own profiles and billing information, or enter holding periods?
- Do attorneys still file any CJA-related documents in CM/ECF?
- What is your policy about interim payments?
- How does your site handle the CJA-24 Auth and the CJA-24 voucher? Are court reporters involved as experts? Does the attorney create the CJA-24?
- Do the panel attorneys use the Continuing Legal Education (CLE) tracking feature in eVoucher?
- Do the attorneys complete the travel authorization provided in eVoucher?
- Do you use the email proposed appointments available in eVoucher? How are attorneys notified of appointments?
- Can you provide more specific information about the kinds of documents you wish the attorney to attach for each document type?

## Introduction

---

The CJA eVoucher system is a web-based solution for submission, monitoring, and management of all Criminal Justice Act (CJA) functions. The eVoucher program allows for:

- Online authorization requests by attorneys for service providers.
- Online voucher completion by the service provider or by the attorney acting for the service provider.
- Online voucher review and submission by the attorney.
- Online submission to the court.

Unless the court has indicated otherwise, attorneys are generally required to create and submit vouchers for their service providers and associates. The program includes the following modules:

## Panel Management

---

- Allows attorneys to manage their own account information including address, phone, firm associations, and applicable CLE credits
- Allows for submission of holding periods or a specific amount of time taken off for medical leave, vacation, etc.

## Voucher and Authorization Request Submission

---

- Authorization requests by attorneys for expert services
- Requests by attorneys for interim payment
- Supporting document uploads to vouchers or authorization requests
- Reports for attorneys to take an active part in monitoring costs
- Automatic email notification to attorney of approval or rejection of vouchers and authorization requests

## Browser Compatibility

---

- Windows: Chrome 62, Edge 16, Firefox 57
- Apple Macintosh: Safari 10.1

## Court Appointment

When you make an appointment, the program automatically generates an email message to the appointed attorney. The email confirms the appointment and provides a link to the CJA eVoucher program.

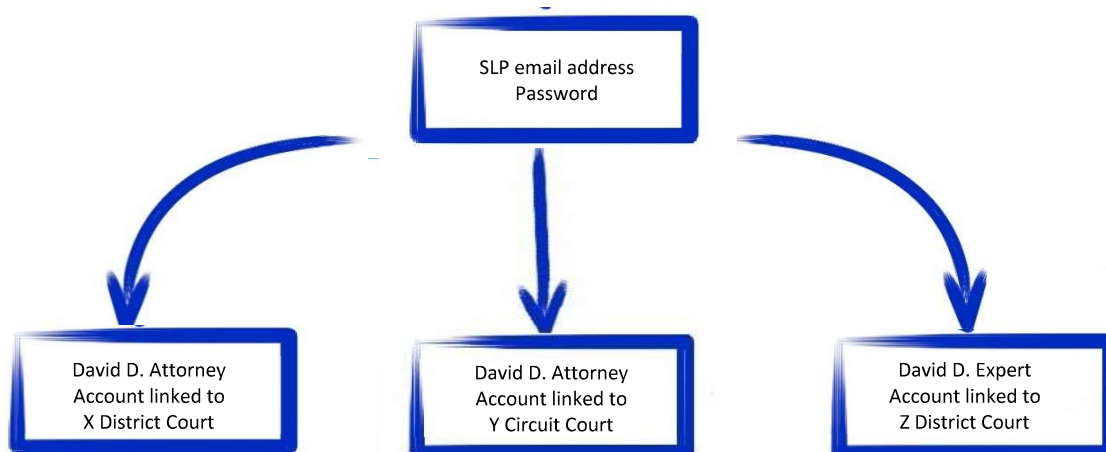
Some courts may send a proposed email to the attorney, awaiting acceptance of a specific case.

## Accessing the CJA eVoucher Program

Prior to version 6.4, if you had eVoucher accounts in multiple courts, you were required to sign out and sign in to each individual court account in which you wanted to work. You had a separate username and password assigned by each individual court. Starting with version 6.4, you can now create a Single Login Profile (SLP) with a single email address and password that can be linked to each eVoucher account you have. You can now switch from one eVoucher account to another from within the eVoucher application without the need to log off.

**Note:** Users with more than one eVoucher account must designate one account as the default account; the court used to create your Single Login Profile (SLP) automatically becomes your default court unless you change it.

### Single Login Profile for David D. Attorney




## Creating a Single Login Profile (SLP)

You only need to create your Single Login Profile (SLP) once, or whenever you need to relink your account to your default court. To create your Single Login Profile (SLP), visit the eVoucher site for the district or circuit in which you already have an eVoucher account.

### Step 1

In the **Email Address** field, enter your email address, and then click **Next**.

An official website of the United States government

 **CJA eVoucher - Texas Western District Court**  
SDSO Training - Release 6.8.0.0

**Sign in to CJA eVoucher**  
Enter your email address. If you have not created a single login profile, you will be prompted to create one.

**Email Address**


**Next**

**Notice:** This is a restricted government system for official judiciary business only. All activities on this system for any purpose, and all access attempts, may be recorded and monitored or reviewed by persons authorized by the federal judiciary for improper use, protection of system security, performance of maintenance, and appropriate management by the judiciary of its systems. By using this system or any connected system, users expressly consent to system monitoring and to official access to data reviewed and created by them on the system. Any evidence of unlawful activity, including unauthorized access attempts, may be reported to law enforcement officials.

### Step 2

If you use more than one court account, select one, and then click **Next**.

An official website of the United States government

 **CJA eVoucher - Texas Western District Court**  
SDSO Training - Release 6.8.0.0

**Link CJA eVoucher account**  
Enter the username and password for your existing CJA eVoucher account to continue.

**Username**

**Password**

[Forgot your password?](#)

**Next**

**Notice:** This is a restricted government system for official judiciary business only. All activities on this system for any purpose, and all access attempts, may be recorded and monitored or reviewed by persons authorized by the federal judiciary for improper use, protection of system security, performance of maintenance, and appropriate management by the judiciary of its systems. By using this system or any connected system, users expressly consent to system monitoring and to official access to data reviewed and created by them on the system. Any evidence of unlawful activity, including unauthorized access attempts, may be reported to law enforcement officials.

**Step 3**

On the Create New Single Login Profile page, complete the **First name**, **Middle name**, **Last name**, and **Suffix** (if applicable) fields, and then enter and confirm your email address.

An official website of the United States government

**UNITED STATES COURTS** CJA eVoucher - Texas Western District Court  
SDSO Training - Release 6.8.0.0

### Create New Single Login Profile

You will use the email address entered below to log into all of your assigned eVoucher accounts.  
If you have multiple accounts, you will be given an opportunity to link them to your single login profile.

First name	Middle name	Last name	Suffix
David	D	Attorney	Jr.

**Email address**  
davidattorney@gmail.com

**Confirm email address**  
davidattorney@gmail.com

**Step 4**

Next, answer the security questions. In the Security Questions section, select a question from each question drop-down list, and then type your answer in the corresponding answer field. Click **Next**.

### Security Questions

Select three security questions and enter your answers.

**Question 1**  
In what city or town was your first job?

**Answer 1**  
Boston

**Question 2**  
What was your childhood nickname?

**Answer 2**  
Davey

**Question 3**  
What was your first car?

**Answer 3**  
Saturn

When you click Next, we will send an email with a link to confirm your email address.

**Next**



## Step 5

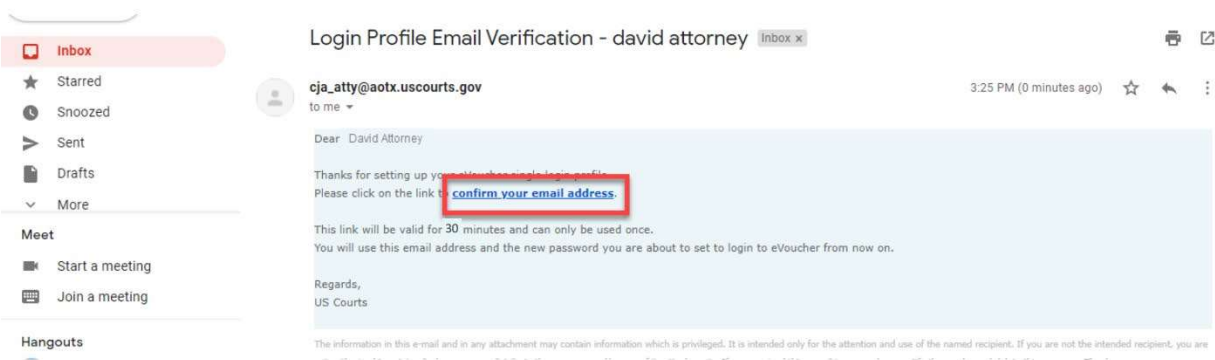
A message appears, stating that an email was sent to the email address you provided when creating your Single Login Profile (SLP).



## Step 6

Go to your email account. Click the link in the email message to continue creating the profile.

**Note:** The email is valid for only 30 minutes and can be used only once. In the email message, click the **confirm your email address** link.




## Step 7

In the **Enter password** field, enter a new password to be used for your Single Login Profile (SLP). The new password must:

- Be at least eight characters.
- Be alphanumeric.
- Contain at least one lowercase and one uppercase character.
- Contain at least one special character.
- Not be a password used in the past 365 days.

To view current password requirements, click the plus sign (+) icon to expand the Password Requirements section. You must change your password every 180 days. In the **Verify password** field, verify the password, and then click **Next**.

An official website of the United States government

 **CJA eVoucher - Texas Western District Court**  
SDSO Training - Release 6.8.0.0


### Enter password

Enter the password your single login profile will use to access eVoucher.

**Enter password**

**Verify password**


**Next**


Password Requirements 

## Step 8

A success message appears, and you are directed to the eVoucher home page. Your email address and new password are now your new login credentials. You have now successfully created your Single Login Profile (SLP) and can use the email address you entered when setting up your Single Login Profile (SLP) to log in to all your CJA eVoucher accounts going forward.

An official website of the United States government

 **CJA eVoucher - Texas Western District Court**  
SDSO Training - Release 6.8.0.0


 You have successfully created your eVoucher single login profile, which you will use to log into eVoucher from now on.

**Notice:** This is a restricted government system for official judiciary business only. All activities on this system for any purpose, and all access attempts, may be recorded and monitored or reviewed by persons authorized by the federal judiciary for improper use, protection of system security, performance of maintenance, and appropriate management by the judiciary of its systems. By using this system or any connected system, users expressly consent to system monitoring and to official access to data reviewed and created by them on the system. Any evidence of unlawful activity, including unauthorized access attempts, may be reported to law enforcement officials.

## Forgotten Password – Legacy

If you have forgotten your current court password or entered it incorrectly, a login failed message appears. To recover your password, click the **Forgot your password** link. Please note that you should follow this same process if you have not reset your password in the last 180 days. If you entered your password incorrectly more than six times and your account is locked, or if you are still unable to recover your password, contact your court administrator.

An official website of the United States government

 **CJA eVoucher - Train District Court**  
SDSO Training - Release 6.4.0.0

### Link CJA eVoucher account

Enter the username and password for your existing CJA eVoucher account to continue.

**! Login failed.**  
Invalid username or password or your account is locked.  
Please contact an eVoucher Administrator for assistance.

**Username**

**Password**

[Forgot your password?](#)


**Next**

### Step 1

Click the **Forgot your password?** link.

**Username**

**Password**

[Forgot your password?](#) 

**Next**

**Notice:** This is a restricted government system for official judiciary business. All access attempts, may be recorded and monitored or reviewed by per protection of system security, performance of maintenance, and app

## Step 2

In the **Username** and **Email** fields, enter your information, and then click **Recover Logon**.

### Forgot your Login?

Please tell us your username AND email address. We will send you an email to reset your password if there is a match in our records.

Username

Email

[Back to sign in](#)

**Recover Logon**



## Step 3

In the email message, click the **here** link to create a new password.



**Note:** The password link expires after 30 minutes and can be used only once. If you don't reset your password within that time, you must return to the login page and repeat the process.

### Step 4

You are taken to the Reset your password page, where you must create a new password to complete the Single Login Profile (SLP) process. Enter and confirm your new password, username, and email address, and then click **Reset**.

**i IMPORTANT:** The link provided in the password reset email is only valid for 30 minutes and can only be accessed one time. If necessary, return to the login page and click "Forgot your login" to repeat the process.

### Reset your password

**New Password**

**Confirm Password**

**Username**

**Email**

**Reset**

**Password Requirements** -

- Password must be at least 8 characters.
- Password must be alpha-numeric.
- Password must contain at least one lower case and one upper case character.
- Password must contain at least one special character.
- Password cannot be a password used within the past 365 days.

### Step 5

Your password is now reset. A success message appears, and you can either continue creating your Single Login Profile (SLP), or, if you have already created one, enter your email address and sign in to eVoucher.

#### Sign in to CJA eVoucher

Enter your email address. If you have not created a single login profile you will be prompted to create one.



**Password updated.**  
Your password was successfully updated.

Email Address

**Next**


**Notice:** This is a restricted government system for official judiciary business only. All activities on this system for any purpose, and all access attempts, may be recorded and monitored or reviewed by persons authorized by the federal judiciary for improper use, protection of system security, performance of maintenance, and appropriate management by the judiciary of its systems. By using this system or any connected system, users expressly consent to system monitoring and to official access to data reviewed and created by them on the system. Any evidence of unlawful activity, including unauthorized access attempts, may be reported to law enforcement officials.

## Signing In to eVoucher with Single Login Profile (SLP)

### Step 1

On the eVoucher webpage, in the **Email Address** field, enter the email address you used to create your Single Login Profile (SLP), and then click **Next**. If you forget this email address, contact the security administrator for your court.

An official website of the United States government

 **CJA eVoucher - Texas Western District Court**  
SDSO Training - Release 6.8.0.0

**Sign in to CJA eVoucher**  
Enter your email address. If you have not created a single login profile, you will be prompted to create one.

**Email Address**


**Next**

**Notice:** This is a restricted government system for official judiciary business only. All activities on this system for any purpose, and all access attempts, may be recorded and monitored or reviewed by persons authorized by the federal judiciary for improper use, protection of system security, performance of maintenance, and appropriate management by the judiciary of its systems. By using this system or any connected system, users expressly consent to system monitoring and to official access to data reviewed and created by them on the system. Any evidence of unlawful activity, including unauthorized access attempts, may be reported to law enforcement officials.

### Step 2

In the **Password** field, enter your password, and then click **Sign In**. You have now successfully signed in to eVoucher.

An official website of the United States government

 **CJA eVoucher - Texas Western District Court**  
SDSO Training - Release 6.8.0.0

**Sign in to CJA eVoucher**  
Please enter your password to continue.

**Password**

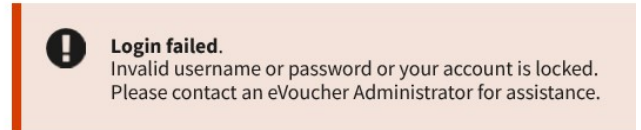
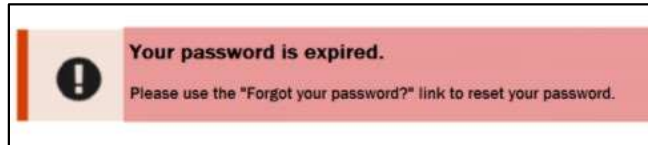
[Forgot your password?](#)

**Sign In**

**Notice:** This is a restricted government system for official judiciary business only. All activities on this system for any purpose, and all access attempts, may be recorded and monitored or reviewed by persons authorized by the federal judiciary for improper use, protection of system security, performance of maintenance, and appropriate management by the judiciary of its systems. By using this system or any connected system, users expressly consent to system monitoring and to official access to data reviewed and created by them on the system. Any evidence of unlawful activity, including unauthorized access attempts, may be reported to law enforcement officials.

## Forgotten or Expired Passwords

If your password is expired, entered incorrectly, or you have forgotten it, an error message appears, stating that your password is expired, invalid, or locked.



### Step 1

To reset your password, click the **Forgot your password?** link.

**Note:** You should follow this same process if you have not reset your password in the last 180 days.

### Sign in to CJA eVoucher

Please enter your password to continue.

Password

[Forgot your password?](#)

Sign In

### Step 2

On the Reset your password? page, the email address you entered for your Single Login Profile (SLP) displays. You are prompted to reset your password by answering one of the challenge questions you selected when creating your Single Login Profile (SLP). Enter the correct answer, and then click **Reset your password**. You will receive an email notifying you that an unsuccessful attempt was made to sign in to your account and that you must reset your password.

### Reset your password?

Please answer the following challenge question to have a password reset link sent to your email.

Email

daviddattorney@gmail.com

Question: In what city or town was your first job?

Answer

[Back to sign in](#)

Reset your password



**Note:** If you incorrectly answer the first security question, you must answer one of the two remaining security questions. If you incorrectly answer all security questions, your account locks, and you must contact your court to unlock it.

### Step 3

A message appears, telling you to check your email. Go to your email account and locate the email message containing a link to reset your password.

**Note:** The link expires after 30 minutes and can be used only once.

#### Reset your password?

Please answer the following challenge question to have a password reset link sent to your email.



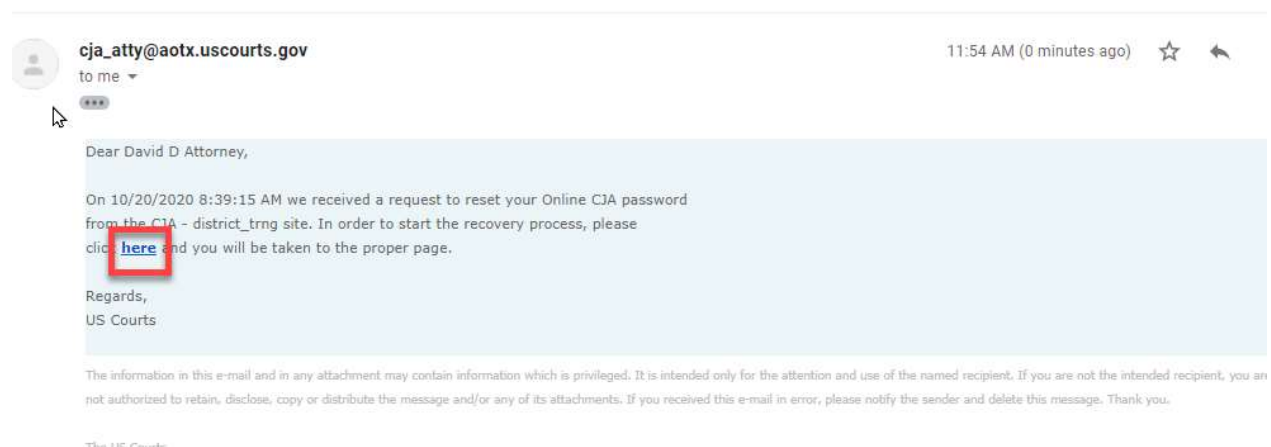
##### Check your email

If the information entered matches our records, we will send an email with instructions on how to reset your password. If you do not receive this email, please check the information provided for accuracy, or contact an eVoucher Administrator for further assistance.

**IMPORTANT:** The link provided in the password reset email is only valid for 30 minutes and can only be accessed one time.

### Step 4

In the email message, click the **here** link to create a new password. You are taken to the Reset your password page, where you must create a new password for your Single Login Profile (SLP).





**Step 5**

Enter your new password, and then confirm it by entering it again. Enter the email address associated with your Single Login Profile (SLP), and then click **Reset**.

**i** **IMPORTANT:** The link provided in the password reset email is only valid for 30 minutes and can only be accessed one time. If necessary, return to the login page and click "Forgot your password? link" to repeat the process.

**Reset your password**

**New Password**

**Confirm Password**

**Email**

**Reset** ←

Password Requirements +

**Step 6**

A message appears, stating that your password was successfully updated. You can now enter your email address, click **Next**, and then enter your new password to sign in.

**Sign in to CJA eVoucher**

Enter your email address. If you have not created a single login profile you will be prompted to create one.

**✓** **Password updated.**  
Your password was successfully updated.

**Email Address**

**Next**

**Notice:** This is a restricted government system for official judiciary business only. All activities on this system for any purpose, and all access attempts, may be recorded and monitored or reviewed by persons authorized by the federal judiciary for improper use, protection of system security, performance of maintenance, and appropriate management by the judiciary of its systems. By using this system or any connected system, users expressly consent to system monitoring and to official access to data reviewed and created by them on the system. Any evidence of unlawful activity, including unauthorized access attempts, may be reported to law enforcement officials.

## Locked Accounts

---

You can attempt to create a Single Login Profile (SLP) or sign in with an existing Single Login Profile (SLP) a maximum of six times. If you attempt a seventh time and are unsuccessful, your account locks and you can no longer enter a correct password. You must contact your eVoucher administrator to unlock your account. Additionally, you will receive an email notifying you that an unsuccessful attempt was made to reset your password.



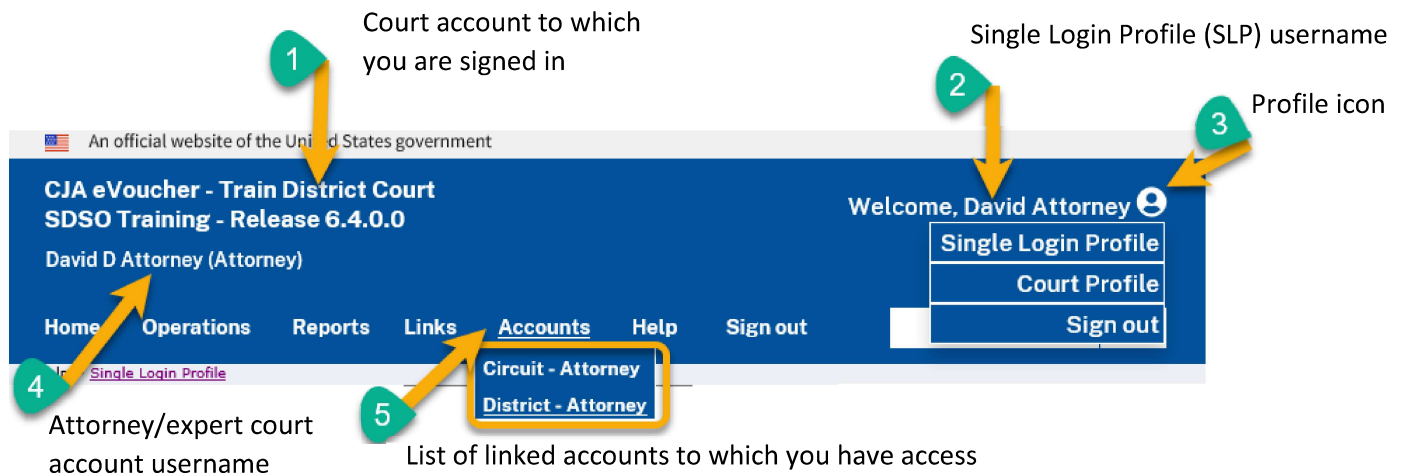
**Login failed.**

Invalid username or password or your account is locked.  
Please contact an eVoucher Administrator for assistance.

**Note:** If you make fewer than seven consecutive attempts, the allowed number of unsuccessful creation attempts resets to zero after 30 minutes.

## Single Login Profile (SLP) vs. Court Profile

Here are some tips for viewing which court account you are in and who you are within that court.



1. **Court account** – This is the court account you selected from the **Accounts** menu, showing the account to which you are signed in.
2. **Single Login Profile (SLP)** – This profile is attached to a person. Regardless of the court account you are accessing, you must always be signed in to your Single Login Profile (SLP).
3. **Profile icon** – You can access your Single Login Profile (SLP) or court profile, or sign out from here. You can also access these options from the **Help** menu.
4. **Court account username** – This displays the court user you are signed in as, and your full name and user role as they appear for that court profile.
5. **Accounts menu** – From this menu, you can access all of the court accounts to which you are linked.

## Home Page

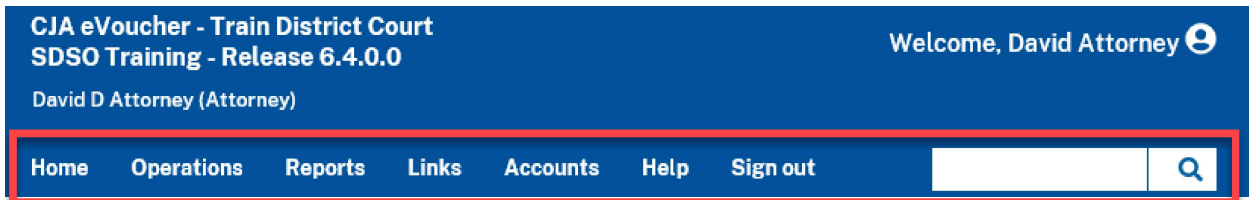
Your home page provides access to all of your appointments and vouchers. Security measures prohibit you from viewing other attorneys' information. Likewise, no one else can view your information.

The screenshot displays the CJA eVoucher Home Page with a navigation menu at the top (Home, Operations, Reports, Links, Help, Signout) and a search bar. The main content area is divided into several sections:

- My Active Documents:** A table with columns Case, Defendant, Type, Status, and Date Entered. It shows three rows of active documents with details like Case ID, Defendant name, Type (AUTH, AUTH-24, CIA-26), Status (Voucher Entry), and Date Entered.
- Appointments' List:** A section providing a quick reference to all appointments, including details for Defendant Paul William Clark and Daria Wyatt.
- My Proposed Assignments:** A section titled "All cases have been currently assigned" with "No data" displayed.
- My Submitted Documents:** A table showing submitted documents with columns Case, Defendant, Type, Status, and Date Entered. It lists documents submitted to court with various statuses and dates.
- My Service Provider's Documents:** A table showing documents from service providers with columns Case, Defendant, Type, Status, and Date Entered. It lists documents like "Teresa Transcripts" with "Voucher Entry" status.
- Closed Documents:** A section titled "No rows have been recorded on the database" with "No data" displayed.

Section Name	Contents
<b>My Active Documents</b>	This section contains documents that you are currently working on or that have been submitted to you by an expert service provider. These documents are waiting for you to take action.
<b>Appointments' List</b>	This is a quick reference to all your appointments.
<b>My Proposed Assignments</b>	Cases appear in this section if an appointment has been proposed to you and you have not accepted or rejected it.
<b>My Submitted Documents</b>	This section contains vouchers for you—or your service provider—that have been submitted to the court for payment, along with documents submitted to the court requesting expert services or interim payments.
<b>My Service Provider's Documents</b>	This section contains all the vouchers for your service providers, including: <ul style="list-style-type: none"> <li>• Vouchers in progress by the experts.</li> <li>• Vouchers submitted to the attorney for approval and submission to the court.</li> <li>• Vouchers signed off by the attorney and submitted to the court for payment.</li> </ul>
<b>Closed Documents</b>	This section contains documents that have been paid or approved by the court. Closed documents only display for open cases. Closed documents display until they are archived and/or for 60 days after the appointment is terminated. They are still accessible through the Appointment page.

## Navigating in the CJA eVoucher Program



Menu Bar Item	Description
<b>Home</b>	Click to access the eVoucher home page.
<b>Operations</b>	Click to search for specific appointments.
<b>Reports</b>	Click to view selected reports you can run on your appointments.
<b>Links</b>	Click to access links to CJA resources such as forms, guides, publications, etc.
<b>Accounts</b>	Click to access your different court accounts.
<b>Help</b>	Click to access: <ul style="list-style-type: none"> <li>• Another link to your Single Login Profile (SLP).</li> <li>• Another link to your court profile.</li> <li>• Contact Us email.</li> <li>• Privacy notice.</li> <li>• eVoucher help documentation for attorneys and experts.</li> </ul>
<b>Sign out</b>	Click to sign out of the eVoucher program.
<b>Search field</b>	Enter search criteria to look up any of your cases.

## Customizing the Home Page

You can customize your home page to change the way your information displays in each section.

**Expand/Collapse a Section:** Click the plus sign (+) icon to expand a folder. Click the minus sign (-) icon to collapse a section.

### Resize a Column

#### Step 1

Along the column headers (e.g., Case, Defendant, Type, etc.), point to the line between the columns until a double arrow ⇄ appears.

#### Step 2

Click and drag the line in the desired direction to enlarge or reduce the column size.

**Note:** The section size does not increase; therefore, some columns may move off the screen.

**Group by Column Header:** To sort all the information within a section, you can group documents by column header. All folders displaying the group header bar can be sorted in this manner.

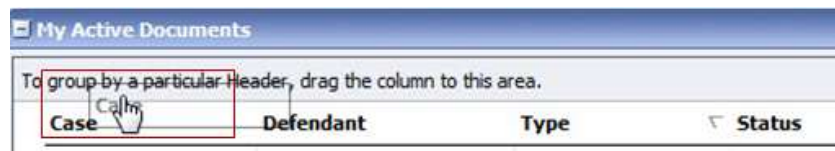
### Step 1

Click in the header for the column by which you wish to group.



### Step 2

Click and drag the header to the **group by** header bar.



All the information in that folder is now grouped and sorted by that selection.



## Accessing Single Login Profile (SLP)

On the Single Login Profile page, you can:

- Edit your first, middle, and last name.
- Edit your email address.
- Edit your Single Login Profile (SLP) password.
- Edit security questions.
- View your linked eVoucher accounts.
- Link your eVoucher accounts to your Single Login Profile (SLP).

To access the Single Login Profile page, from the menu bar, click **Help**, and then click **Single Login Profile**, or point to the profile icon, and then click **Single Login Profile**.



## Account Information

In the Account Information section, you can change your name, email address, and password.

The screenshot shows the "Single Login Profile" page. The "Account Information" section is expanded, showing the following fields and their values:

First name	Middle name	Last name	Suffix	
David	B	Attorney	-	<a href="#">Edit</a>
<b>Email address</b> attorney1210@gmail.com				<a href="#">Edit</a>
<b>Password</b> *****				<a href="#">Edit</a>

## Modifying Your Name

### Step 1

To edit your name, click the **Edit** link to the right of your name.

#### Single Login Profile

Account Information			
First name	Middle name	Last name	Suffix
David	B	Attorney	-

[Edit](#)

### Step 2

Make any necessary changes, and then click **Save changes**.

Account Information			
First name	Middle name	Last name	Suffix
<input type="text" value="David"/>	<input type="text" value="B"/>	<input type="text" value="Attorney"/>	<input type="text" value="-Select-"/>

## Updating Your Email Address

### Step 1

Click the **Edit** link to the right of your email address.

Email address	<a href="#">Edit</a>
attorneyl210@gmail.com	

### Step 2

Enter your new email address, confirm it, and then click **Save changes**.

Email address	<input type="text" value="attorneyl210@gmail.com"/>
Confirm email address	<input type="text" value="attorneyl210@gmail.com"/>



# Updating Your Password

**Step 1**

Click the **Edit** link to the right of your password.

---

Password [Edit](#)  
\*\*\*\*\*

---

**Step 2**

Make any necessary changes, and then click **Save changes**.

**Password Requirements**

- Password must be at least 8 characters.
- Password must be alpha-numeric.
- Password must contain at least one lower case and one upper case character.
- Password must contain at least one special character.
- Password cannot be a password used within the past 365 days.

**Password**

**Confirm password**

# Updating Your Security Questions

## Step 1

To access your security questions, click the plus sign (+) icon to expand the Security Questions section.

**Single Login Profile**

Account Information	+
Security Questions	+
Linked eVoucher Accounts	+
Link your eVoucher Accounts to your Single Login Profile	+

## Step 2

Make any necessary changes, and then click **Save changes**.

**Security Questions**  
Select three security questions and enter your answers.

[Show my Answers](#)

**Question 1**  
In what city or town was your first job?

**Answer 1**  
.....

**Question 2**  
What street did you live on in third grade?

**Answer 2**  
.....

**Question 3**  
In what year (YYYY) did you graduate from high school?

**Answer 3**  
.....

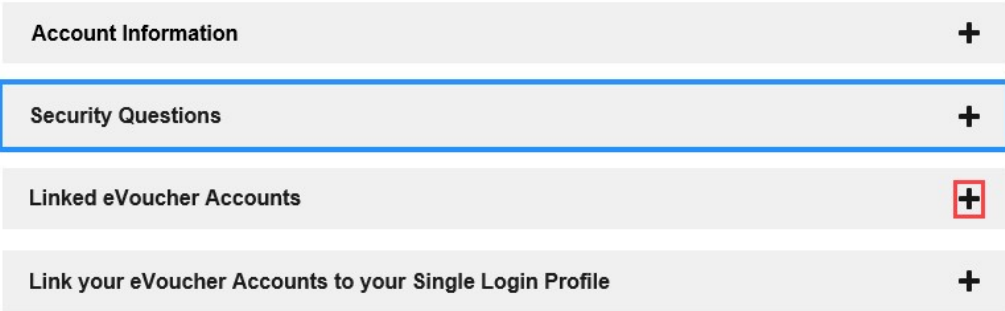
**Cancel** **Save changes**

**Note:** The answers to the security questions are hidden. To view your answers, click the **Show my Answers** link.

# Linked eVoucher Accounts

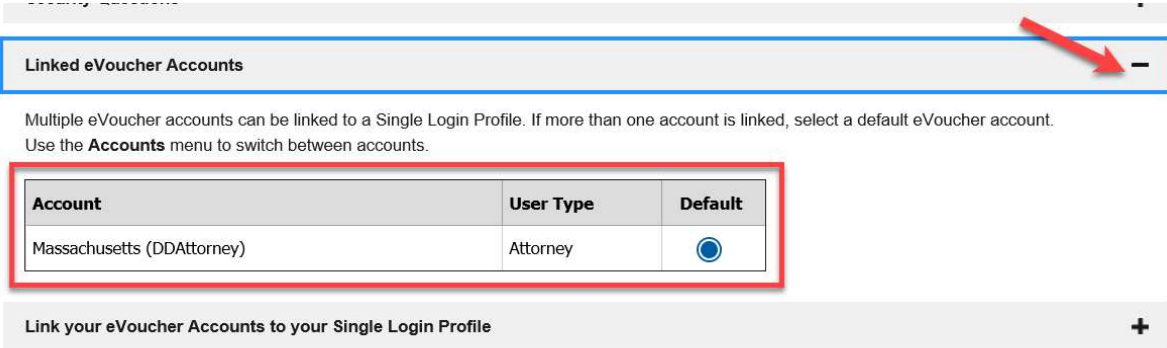
**Step 1**

Click the plus sign (+) icon to expand the **Linked eVoucher Accounts** section and view any accounts that are currently linked.



If this is your first time in the system, your only linked account is the one with the court you just logged in as. This is your default account.

**Note:** You can also change your default court in the Linked eVoucher Accounts section, but you will always initially be logged in through your default account.



## Linking Your eVoucher Accounts to Your Single Login Profile (SLP)

### Step 1

If you need to sign in to other district or appellate courts, you must link to those accounts. Click the plus sign (+) icon to expand the **Link your eVoucher Accounts to your Single Login Profile** section.

Account Information	+
Security Questions	+
Linked eVoucher Accounts	+
Link your eVoucher Accounts to your Single Login Profile	+

### Step 2

Click **District** or **Appellate** for the type of court you want to link to. From the **Court** drop-down list, select your court, and then in the **Court login username** and **Court login password** fields, enter your username and password for that court.

Link your eVoucher Accounts to your Single Login Profile -

Do you have an eVoucher Account with a court that you would like to link to your Single Login Profile? You will be able to access all your eVoucher Accounts through a Single Login Profile and switch between accounts without having to log out.

Enter the information for the eVoucher Account to link to your Single Login Profile

District
Appellate

Court

-Select-
Train District Court

Court login username

Court login password

Cancel
Link Account

**Step 3**


Click **Link Account**.

Court  
Train Circuit Court

Court login username  
dattorney


Court login password  
.....|

**Cancel** **Link Account**



A success message appears, stating that your account(s) is now linked.

> [Help](#) > [Single Login Profile](#)

 **Link Success!**  
You have successfully linked this Circuit account to your single login profile.



# Attorney Info

## Step 1

In the Attorney Info section, click **Edit** to access your personal information.

<b>Attorney Info</b> Your personal info	Bar Number: Your Name: <b>Andrew Anders</b>	<input type="button" value="Edit"/>
	Your Contact Info: Phone: 210-833-5623   Cell Phone: 210-555-1234 Fax: lisa_ornelas@aobx.uscourts.gov deadmail@support.aobx.uscourts.gov deadmail@support.aobx.uscourts.gov	
	Your Address: 110 Main Street San Antonio, TX 78210 US	

If you have a Single Login Profile (SLP) that is linked to more than one court, certain changes made to the Attorney Info section of your court profile will be applied to any of your other linked accounts with the same SSN/EIN after one business day. This information displays at the top of your Court Profile page and details the sections that are affected across any of your other linked accounts:

**Court Profile**

**!** For Attorney Info or Expert Info section of this court profile, changes made to Address lines, City, State, Zip, Country, Phone and Fax WILL be applied to any linked accounts with the same SSN/EIN after one business day.  
 Changes made to Name, Email, and Bar Number will NOT be applied to any other linked accounts with the same SSN/EIN.

## Step 2

Make any necessary changes, and then click **Save**.

<b>Attorney Info</b> Your personal info <b>SSN Instructions:</b> If you are an appointed panel attorney, you are required to enter your Social Security Number in the SSN field.  If you are an associate only, do not enter your Social Security Number in the SSN field.  <b>Payee Certification:</b> This message informs you that the Name and TIN entered are collected pursuant to IRS Guidelines that govern what information must be collected by the judiciary for payments made to non-employees and other entities for services provided and for purposes of issuing a Form 1099-MISC. You have provided this information under penalties of perjury and certify that: 1 - The number entered as my SSN or EIN is my correct taxpayer identification number; and 2 - I am a U.S. citizen, U.S. resident alien, or other U.S. person (a partnership, corporation, company, or association created or organized in the U.S. or under the laws in the U. S.).	<p><b>* Required Fields</b></p> Bar Number <input type="text"/>	<input type="button" value="Save"/> <input type="button" value="cancel"/>
	Tax Identification Number: * (If on Panel) <input type="checkbox"/> Foreign Vendor? SSN: <input type="text"/> Confirm: <input type="text"/>	
	First Name * <input type="text" value="Andrew"/> Middle <input type="text"/> Last Name * <input type="text" value="Anders"/>	
	Main Email * <input type="text" value="lisa_ornelas@aobx.uscourts.gov"/> 2nd Email <input type="text" value="deadmail@support.aobx.uscourts.gov"/> 3rd Email <input type="text" value="deadmail@support.aobx.uscourts.gov"/>	
	Phone * <input type="text" value="210-833-5623"/> Cell Phone <input type="text" value="210-555-1234"/> Fax <input type="text"/>	
	Address 1 * <input type="text" value="110 Main Street"/> City * <input type="text" value="San Antonio"/> Address 2 <input type="text"/> State * (US only) <input type="text" value="TEXAS"/> Zip * (US only) <input type="text" value="78210"/> Address 3 <input type="text"/> Country * <input type="text" value="UNITED STATES"/>	

**Notes:**

- Each attorney (except associates) must enter their SSN into the user profile or they will not be paid.
- The **Country** field is automatically set to **UNITED STATES** unless otherwise indicated.
- Foreign vendors should select the **Foreign Vendor?** check box and enter the appropriate information.
- You can list as many as three email addresses. Notifications from eVoucher are sent to all email addresses.

## Billing Info

**Step 1**

In the Billing Info section, click **Add** if no billing information is available. Click **Edit** to change the information already entered.

**Billing Info**  
List all available billing info records

Your default billing info is:  
**Andrew Anders**  
 Billing Code:0101-00002  
 110 Main Street  
 San Antonio, TX  
 78210 - US  
 Phone: 210-833-5623  
 Fax:

Select  
 Add  
 Edit

If you have a Single Login Profile (SLP) that is linked to more than one court, changes made to the Billing Info section of your court profile will not be applied to any of your other linked accounts with the same SSN/EIN. This information displays at the top of your Court Profile page and describes the action necessary to apply changes to any of your other linked accounts:

**Court Profile**

**!** Changes made to the **Billing Info** section of this court profile will **NOT** be applied to any other linked accounts with the same SSN/EIN. Use the Accounts menu to switch to other linked accounts and make changes to each court profile **Billing Info** section separately.



**Step 2**

Make any necessary changes and click **Save**. If applicable, add billing information for a firm or an associate by clicking the corresponding radio button.

**Billing Info**  
List all available billing info records

Billing Type:  
 Self-Employed  
 Firm  
 Associate

Tax Identification Number:  
EIN/TIN:   
Confirm:

Copy Address from Profile

Name:

Phone:  Fax:

Address 1:   
Address 2:   
Address 3:

City:  State:  Zip Code:   
Country:

Save  
cancel

**Billing Info**  
List all available billing info records

\* Required Fields  
Billing Type:  
 Self-Employed  
 Firm  
 Associate

Billing Code:  Verify

**Notes:**

- Attorneys with preexisting agreements must enter the firm's EIN and name.
- Associates do not need to enter an SSN. When you click the **Associate** radio button for the billing type, no information is required in the **Billing Code** field. Once you save, the screen displays **Associate - No Billing Info**.
- See the Associates Functionality document to learn more about creating vouchers as an associate.
- Billing information must be entered before any payments can be made.
- The SSN/EIN is used when reporting income to the IRS.
- Select the **Copy Address from Profile** check box if your billing address is the same as your attorney info address.

## Holding Period

---

Holding periods can be used for medical leave, vacation, etc. During this time, attorneys are not given a new assignment.

Changes made in this section are not applied to any of your other linked accounts. This information is noted at the top of your Court Profile page.

**Court Profile**

**Changes made to this court profile will not be applied to any other linked accounts.**

Use the Accounts menu to switch to other linked accounts and make changes to each court profile separately.

**Step 1**

In the Holding Period section, click **View**.

<b>Holding Period</b>	There are 9 periods of time during which cases cannot be taken.	<b>View</b>
-----------------------	-----------------------------------------------------------------	-------------

**Step 2**

Click **Add**.

<b>Holding Period</b>	<input type="button" value="Back"/> <input type="button" value="Edit"/> <input type="button" value="Add"/> <input type="button" value="Delete"/>		
	Search: <input type="text"/>		
	<b>Starting</b>	<b>Ending</b>	<b>Notes</b>
No Holding Period			No data

**Step 3**

In the corresponding fields, enter the starting date and ending date, along with any applicable notes. Click **Save**.

## Continuing Legal Education (CLE)

**Step 1**

In the Continuing Legal Education section, click **View** to access the CLE information.

Changes made in this section are not applied to any of your other linked accounts. This information is noted at the top of your Court Profile page.

### Court Profile

**!** Changes made to this court profile will not be applied to any other linked accounts. Use the Accounts menu to switch to other linked accounts and make changes to each court profile separately.

**Step 2**

To add CLE information, click **Add**.

**Step 3**

Click the **Credit** drop-down arrow to select CLE categories. In the corresponding fields, enter the date, the number of hours, and a description. Click **Save**.



**Note:** After you save information, you can upload related PDF documents.

**Step 4**

Click **Browse** to upload and attach a PDF document. Once the document is uploaded, click **Save**.



Continuing Legal Education

Back Edit Add Delete

Search:

Files	Credit	Date	Hours	Subject
0	Sentencin...	04/16/2020		

1 Page 1 of 1 (1 items)

**Note:** All entries appear in the grid. To access, edit, or delete an entry, click the entry and then click **Edit** or **Delete**.

# Appointments' List

On your home page, in the Appointment's List section, locate the desired case.

## Step 1

Click the case number link to open the Appointment Info page.

Appointments	Defendant
<a href="#">Case: 1:14-CR-08805-AA</a> Defendant #: 1 Case Title: USA v. Branson Attorney: Andrew Anders <a href="#">Representation ID: 2</a> Appointment ID: 4	<b>Defendant: Jebediah Branson</b> Representation Type: Criminal Case Order Type: Appointing Counsel Order Date: 03/03/14 Pres. Judge: Albert Albertson Adm./Mag Judge:

**Appointment**  
In this page you will find a summary about this appointment, including a list of vouchers related to this appointment and links to create new vouchers.

[View Representation](#)

**Create New Voucher**

**AUTH** [Create](#)  
Authorization for Expert and other Services

**AUTH-24** [Create](#)  
Authorization for payment of Transcript

**BUDGETAUTH** [Create](#)  
Authorization for Excess Attorney Fees and/or Expert and other Services in Budgeted Case

**CJA-20** [Create](#)  
Appointment of and Authority to Pay Court-Appointed Counsel

**CJA-21** [Create](#)  
Authorization and Voucher for Expert and other Services

**CJA-24** [Create](#)  
Authorization and Voucher for Payment of Transcript

**CJA-26** [Create](#)  
Statement for a Compensation Claim in Excess of the Statutory Case Compensation Maximum: District Court

**TRAVEL** [Create](#)  
Authorization for payment of Travel

**Reports**

[Appointment Report](#)

[Defendant Detail Budget Report](#)

[Detail Budget info for defendant](#)

[Defendant Summary Budget Report](#)

[Totals only of budget info for defendant](#)

[Attorney Time](#)

[Case Detail Budget Report](#)

**Appointment Info**

<b>I. CIR. DIST. DIV. CODE</b> 0101	<b>J. PERSON REPRESENTED</b> Jebediah Branson	<b>K. VOUCHER NUMBER</b>
<b>1. MAG. DIST. DEF. NUMBER</b> 1:14-CR-08805-1-AA	<b>2. DIST. DEF. DEF. NUMBER</b> 1:14-CR-08805-1-AA	<b>4. APPEALS. DIST. DEF. NUMBER</b>
<b>3. IN CASE MATTER OF (Case Name)</b> USA v. Branson	<b>5. PAYMENT CATEGORY</b> Felony (including pre-trial diversion of alleged felony)	<b>6. TYPE PERSON REPRESENTED</b> Adult Defendant
<b>11. OFFENSES CHARGED</b> 15.18.2 F INSPECTION VIOLATION PENALTIES		<b>10. REPRESENTATION TYPE</b> Criminal Case
<b>12. ATTORNEY'S NAME AND MAILING ADDRESS</b> Andrew Anders 110 Main Street San Antonio TX 78210 Phone: 210-833-3623 Cell phone: 210-555-1234 Email: <a href="mailto:lia_ornelas@actx.uscourts.gov">lia_ornelas@actx.uscourts.gov</a>		
<b>13. COURT ORDER</b> <input type="checkbox"/> A Associate <input type="checkbox"/> C Co-Counsel <input type="checkbox"/> D Federal Defender <input type="checkbox"/> F Subs for Federal Defender <input type="checkbox"/> L Learned Counsel (Capital Only) <input type="checkbox"/> O Appointing Counsel <input type="checkbox"/> P Subs for Paid Attorney <input type="checkbox"/> R Subs for Retained Attorney <input type="checkbox"/> S Pro Se <input type="checkbox"/> T Retained Attorney <input type="checkbox"/> U Subs for Pro Se <input type="checkbox"/> X Administrative <input type="checkbox"/> V Steady Counsel Prior Attorney's Name: _____ Appointment Date: _____ Signature of Presiding Judge or By Order of the Court: _____ Date of Order: 3/3/2014 Nunc Pro Tunc Date: _____ Reappointment: <input type="checkbox"/> YES <input checked="" type="checkbox"/> NO		
<b>14. LAW FIRM NAME AND MAILING ADDRESS</b>		

**Vouchers on File**

To group by a particular Header, drag the column to this area. Search: \_\_\_\_\_

Case	Defendant	Type	Status	Date Entered
<a href="#">1:14-CR-08805-AA</a> Start: 01/26/2022 End: 01/26/2022	Jebediah Branson (# 1) Claimed Amount: 1,000.00	AUTH Andrew Anders Chemist/Toxicologist	Voucher Entry <a href="#">Edit</a>	08/01/2022
<a href="#">1:14-CR-08805-AA</a> Start: 01/25/2022 End: 01/25/2022	Jebediah Branson (# 1) Claimed Amount: 500.00	AUTH Andrew Anders Chemist/Toxicologist	Voucher Entry <a href="#">Edit</a>	07/28/2022
<a href="#">1:14-CR-08805-AA</a> Start: 01/25/2022 End: 01/25/2022	Jebediah Branson (# 1) Claimed Amount: 0.00 Approved Amount: 0.00	CJA-21 Rick Astley Chemist/Toxicologist	Submitted to Court <a href="#">0101.0000937</a> TOTAL PAYMENT	01/25/2022
<a href="#">1:14-CR-08805-AA</a> Start: 01/25/2022 End: 01/25/2022	Jebediah Branson (# 1) Claimed Amount: 400.00 Approved Amount: 400.00	AUTH Andrew Anders Chemist/Toxicologist	Voucher Closed <a href="#">0101.0000936</a>	01/25/2022
<a href="#">1:14-CR-08805-AA</a> Start: 01/25/2022 End: 01/25/2022	Jebediah Branson (# 1) Claimed Amount: 900.00 Approved Amount: 900.00	AUTH Andrew Anders Chemist/Toxicologist	Voucher Closed <a href="#">0101.0000935</a>	01/25/2022
<a href="#">1:14-CR-08805-AA</a> Start: 01/19/2022 End: 01/19/2022	Jebediah Branson (# 1) Claimed Amount: 750.00 Approved Amount: 750.00	AUTH Andrew Anders Chemist/Toxicologist	Voucher Closed <a href="#">0101.0000934</a>	01/19/2022
<a href="#">1:14-CR-08805-AA</a> Start: 12/14/2021 End: 12/14/2021	Jebediah Branson (# 1) Claimed Amount: 0.00	CJA-21 Lucy Hall Litigation Support Services	Voucher Entry <a href="#">Edit</a>	12/14/2021
<a href="#">1:14-CR-08805-AA</a> Start: 12/14/2021 End: 12/14/2021	Jebediah Branson (# 1) Claimed Amount: 10,500.00 Approved Amount: 10,000.00	AUTH Andrew Anders Psychologist	Voucher Closed <a href="#">0101.0000920</a>	12/14/2021
<a href="#">1:14-CR-08805-AA</a> Start: 12/14/2021 End: 12/14/2021	Jebediah Branson (# 1) Claimed Amount: 1,200.00 Approved Amount: 1,200.00	AUTH Andrew Anders Chemist/Toxicologist	Voucher Closed <a href="#">0101.0000919</a>	12/14/2021
<a href="#">1:14-CR-08805-AA</a> Start: 12/14/2021 End: 12/14/2021	Jebediah Branson (# 1) Claimed Amount: 1,000.00	CJA-21 Rick Astley Chemist/Toxicologist	Submitted to Court <a href="#">0101.0000918</a> TOTAL PAYMENT	12/14/2021

Page 1 of 18 (176 Items)

Section Name	Contents
<b>Appointment Info</b>	This section contains all information about the appointment.
<b>Vouchers on File</b>	This section contains all vouchers for the appointment.
<b>Appointment</b>	This section describes the information found on the page. Click the <b>View Representation</b> link to open the Representation Info page.
<b>Create New Voucher</b>	Click the <b>Create</b> link next to the voucher to create a voucher for the appointment.
<b>Reports</b>	This section contains reports for the appointment.

# View Representation

Click the **View Representation** link to display the following information:

- Default excess fee limit
- Presiding judge
- Magistrate judge
- Co-counsel
- Previous counsel

**Step 1**

In the Appointment section, click the **View Representation** link.



The Representation Info page appears.

App.ID	Attorney	Order Type	Order	Email
4	Andrew Anders	Appointing Counsel	03/03/14	lisa_ornelas@aotb.uscourts.gov

Representation Info			
1. CIR. DIST. DIV. CODE 0101	2. PERSON REPRESENTED Jebediah Branson		VOUCHER NUMBER
3. MAG. DKT/DEF. NUMBER	4. DIST. DKT/DEF. NUMBER 1:14-CR-08805-1-AA	5. APPEALS. DKT/DEF. NUMBER	6. OTHER DKT/DEF. NUMBER
7. IN CASE/MATTER OF(Case Name) USA v. Branson	8. PAYMENT CATEGORY Felony (including pre-trial diversion of alleged felony)	9. TYPE PERSON REPRESENTED Adult Defendant	10. REPRESENTATION TYPE Criminal Case
11. OFFENSE(S) CHARGED 15-1825.F INSPECTION VIOLATION PENALTIES			
EXCESS FEE LIMIT \$11,500.00	PRESIDING JUDGE Albert Albertson	MAGISTRATE JUDGE	DESIGNEE 1
			DESIGNEE 2

## Creating a CJA-20 Voucher

The court creates the appointment. The attorney initiates the CJA-20 voucher.

**Note:** All voucher types and documents function in primarily the same way.

In the Create New Voucher section, from the CJA-20 voucher template, click the **Create** link.



The voucher opens the Basic Info page, which displays the information in the paper voucher format.

**Basic Info**

1. CIR. DIST. DIV. CODE 0101	2. PERSON REPRESENTED Kip Longoria	VOUCHER NUMBER	
3. MAG. DKT. DEF. NUMBER	4. DIST. DKT. DEF. NUMBER 1:71-CR-01989-616-AA	5. APPEALS. DKT. DEF. NUMBER	6. OTHER. DKT. DEF. NUMBER
7. IN CASE/MATTER OF(Case Name) Longoria vs USA	8. PAYMENT CATEGORY Felony (including pre-trial diversion of alleged felony)	9. TYPE PERSON REPRESENTED Adult Defendant	10. REPRESENTATION TYPE Criminal Case
11. OFFENSE(S) CHARGED 15:1644 F CREDIT CARD FRAUD			
12. ATTORNEY'S NAME AND MAILING ADDRESS Morales Attorney - Bar Number: 2222222 1234 Main Street San Antonio TX 78221 Phone: 2105551234 - Fax: 2105554321 Email: <a href="mailto:MoralesAttorney210@gmail.com">MoralesAttorney210@gmail.com</a>		13. COURT ORDER <input type="checkbox"/> A Associate <input type="checkbox"/> C Co-Counsel <input type="checkbox"/> D Federal Defender <input type="checkbox"/> F Subs for Federal Defender <input type="checkbox"/> I Learned Counsel (Capital Only) <input checked="" type="checkbox"/> O Appointing Counsel <input type="checkbox"/> P Subs for Panel Attorney <input type="checkbox"/> R Subs for Retained Attorney <input type="checkbox"/> S Pro Se <input type="checkbox"/> T Retained Attorney <input type="checkbox"/> U Subs for Pro Se <input type="checkbox"/> X Administrative <input type="checkbox"/> Y Standby Counsel Prior Attorney's Name Appointment Dates Signature of Presiding Judge or By Order of the Court Albert Albertson Date of Order: 10/1/2021 Nunc Pro Tunc Date Repayment <input type="checkbox"/> YES <input checked="" type="checkbox"/> NO	
14. LAW FIRM NAME AND MAILING ADDRESS			

**Payment Info**

Preferred Payee: Morales Attorney

**Morales Attorney**  
Billing Code:0101-000105  
1234 Main Street  
San Antonio, TX  
78209 - US  
Phone: 2105551234  
Fax:

Navigation: < First < Previous Next > Last > Save Delete Draft Audit Assist

Tabs appear at the top of the screen.

A progress bar appears at the bottom of the screen.

### Notes:

- To avoid data loss, frequently save any entries made to a voucher.
- To delete a voucher, click **Delete Draft** at any time prior to submitting it.
- To check for warnings or errors in the document, click **Audit Assist** at any time.
- To navigate, click the tabs or the navigation buttons in the progress bar.

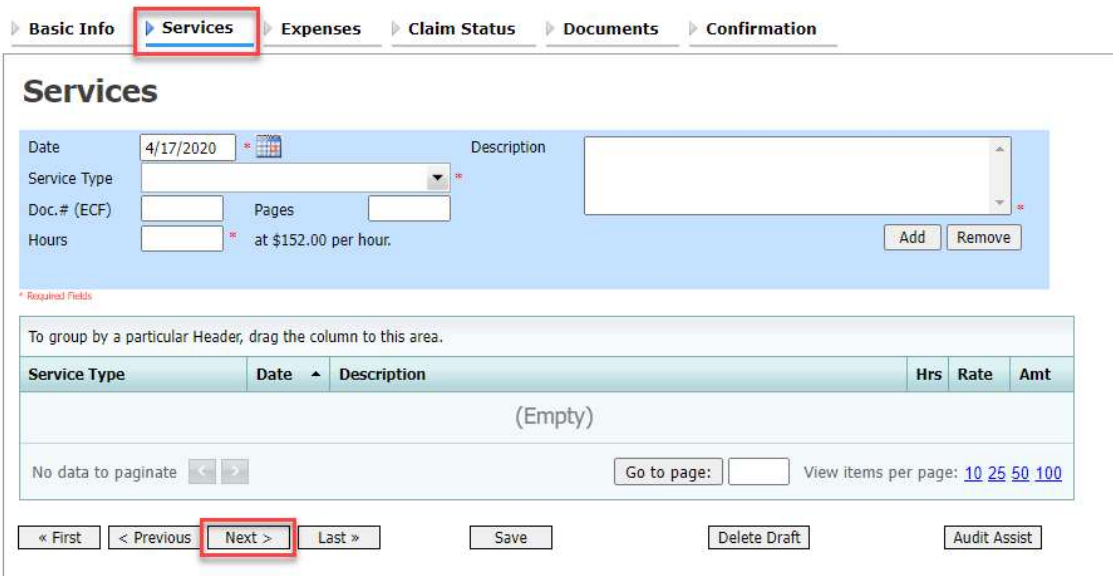
# Entering Services

Line-item time entries should be entered on the Services page. Both in-court and out-of-court time should be recorded here.

**Note:** There is **NOT AN AUTOSAVE** function on this program. You must click **Save** periodically to save your work.

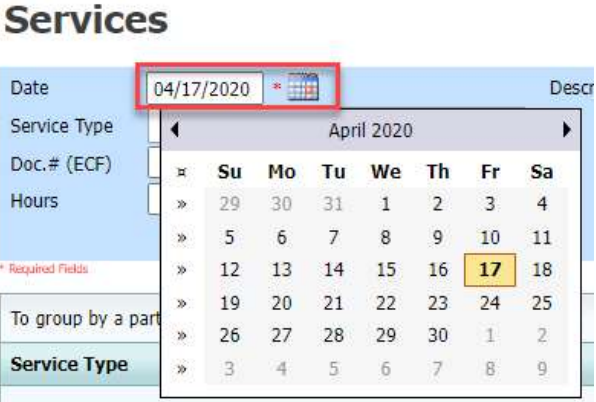
## Step 1

Click the **Services** tab, or click **Next** on the progress bar.



## Step 2

Enter the date of the service. The default date is always the current date. You can either type the date or click the calendar icon and select a date from the pop-up calendar.





**Step 3**

Click the **Service Type** drop-down arrow and select the service type.



**Note:** You can add dates in any order; they will automatically sort in chronological order, oldest to newest, as they are entered.

**Step 4**

Enter your hours of service in tenths of an hour, enter a description, and then click **Add**.



**Step 5**

The entry is added to the voucher and appears at the bottom of the Service Type column. The default sort for services is chronological by date, oldest to newest. Be sure to click **Save**. Click an entry to edit.

Basic Info Services Expenses Claim Status Documents Confirmation

### Services

Date: 04/17/2020 \* Description: First appearance an arraignment of defendant.

Service Type: a. Arraignment and/or Plea \*  
Doc.# (ECF): Pages: \*  
Hours: 5.0 \* at \$148.00 per hour. Add Remove

\* Required Fields

To group by a particular Header, drag the column to this area.

Service Type	Date	Description	Hrs	Rate	Amt
a. Arraignment and/or Plea	04/17/2020	First appearance an arraignment of defendant.	5.0	\$148.00	\$740.00

Page 1 of 1 (1 items) [1] Go to page: View items per page: 10 25 50 100

« First < Previous Next > Last » **Save** Delete Draft Audit Assist

## Importing Service Entries

Attorneys using commercially available timekeeping and billing systems can directly import multiple service entries into a CJA-20/30 voucher from a file saved in comma-separated value (.csv) format.

As a best practice, the Import Service Entries feature should be started on a new or empty CJA-20 voucher. If you have service lines already entered on a voucher, they will be overwritten with the data imported from the .csv file.

**Note:** If you have an associate on your voucher and want to use the import service entry function, the lead attorney **MUST** import their entries first or they will overwrite the associate attorney's entries. Please review the **Importing Time** job aid on the eVoucher training website for more detailed instructions for importing service entries with associates.

### Step 1

After you select the appropriate appointment and click the **Create** link for the CJA-20 voucher, the document opens. In the **Actions** menu on the left side of the page, click the **Import Service Entries (.csv)** link.

**CJA-20 Attorney Enters**

Def.: Jebediah Branson

[Link to CM/ECF](#)

Voucher #: [blank]  
Start Date: [blank]  
End Date: [blank]

Services: \$0.00  
Expenses: \$0.00

Representation Fee Limit: \$11,500.00  
Fee Amount Remaining After Approved and Pending: \$11,500.00

**Tasks**  
[Link To Appointment](#)  
[Link To Representation](#)

**Actions**  
[Import Service Entries \(.csv\)](#)

**Reports**  
[Form CJA20](#)  
[Defendant Detail Budget Report](#)  
Detail budget info for defendant

**Basic Info**

1. CIR. DIST DIV CODE 0101	2. PERSON REPRESENTED Jebediah Branson	VOUCHER NUMBER	
3. MAG. DKT DEF NUMBER	4. DIST. DKT DEF NUMBER 114-CP-08805-1-AA	5. APPEALS. DKT DEF NUMBER	6. OTHER. DKT DEF NUMBER
7. IN CASE MATTER OF (Case Name) USA v. Branson	8. PAYMENT CATEGORY Felony (including pre-trial diversion of alleged felony)	9. TYPE PERSON REPRESENTED Adult Defendant	10. REPRESENTATION TYPE Criminal Case
11. OFFENSES CHARGED 14-1825 F INSPECTION VIOLATION PENALTIES			
12. ATTORNEY'S NAME AND MAILING ADDRESS Andrew Anders 110 Main Street San Antonio TX 78210 Phone: 210-833-5623 Cell phone: 210-555-1234 Email: <a href="mailto:lisa_ornelau@aots.uscourts.gov">lisa_ornelau@aots.uscourts.gov</a>		13. COURT ORDER <input type="checkbox"/> A. Associate <input type="checkbox"/> L. Licensed Counsel (Capital Only) <input type="checkbox"/> S. Pro Se <input type="checkbox"/> Y. Standy Counsel <input type="checkbox"/> C. Co-Counsel <input checked="" type="checkbox"/> O. Appointing Counsel <input type="checkbox"/> T. Retained Attorney <input type="checkbox"/> D. Federal Defender <input type="checkbox"/> F. Subs for Federal Attorney <input type="checkbox"/> P. Subs for Pro Se Attorney <input type="checkbox"/> R. Subs for Retained Attorney <input type="checkbox"/> U. Subs for Pro Se <input type="checkbox"/> X. Administrative	
14. LAW FIRM NAME AND MAILING ADDRESS		Prior Attorney's Name Appointments Date Signature of Presiding Judge or By Order of the Court Albert Albertson Date of Order 3/3/2014 Nunc Pro Tunc Date Repayment <input type="checkbox"/> YES <input checked="" type="checkbox"/> NO	

**Payment Info**

Preferred Lawyer: Andrew Anders - Andrew Anders

**Andrew Anders - Andrew Anders**  
Billing Code: 0101-00002  
110 Main Street  
San Antonio, TX  
78210 - US  
Phone: 210-833-5623  
Fax:

**Step 2**

The Services page appears. To download and view a sample .csv file, click the **sample spreadsheet** link. The sample spreadsheet is in Excel format that must be saved in .csv format. Click the **Additional Information** link to view instructions for importing time from a .csv file.

Basic Info | **Services** | Expenses | Claim Status | Documents | Confirmation

### Services

eVoucher now provides the ability to import service time entries exported from a law firm billing system and saved in Comma Separated Values (CSV) format. The CSV file must contain all required column headings and data types. Please download our [sample spreadsheet](#) for the correct column headings and service type values.

**IMPORTANT:** It is recommended to start with a blank voucher. Otherwise, all existing service entries on the voucher will be overwritten with the contents of the imported CSV file.

[- Additional Information](#)

**Each service line entry must have data in the following columns:**

- Date
- Hours
- Description
- Service Type (EXAMPLES: "16b" or "16b. Obtaining and Reviewing Records")

**The following columns do not require data, but should be included in the header row:**

- Doc#
- Pages

For additional information refer to the [eVoucher Online Help](#).

**CSV file when opened in a text editor might look like this:**  
Date, Hours, Description, Service Type, Doc#, Pages  
1/4/2021,1.0,Met with client,16a. Interviews and Conferences,,  
1/4/2021,,5,Reviewed Indictment,16b,4,25  
1/5/2021,1.2,"Hearing on Motion to Dismiss, including wait time",15c,,

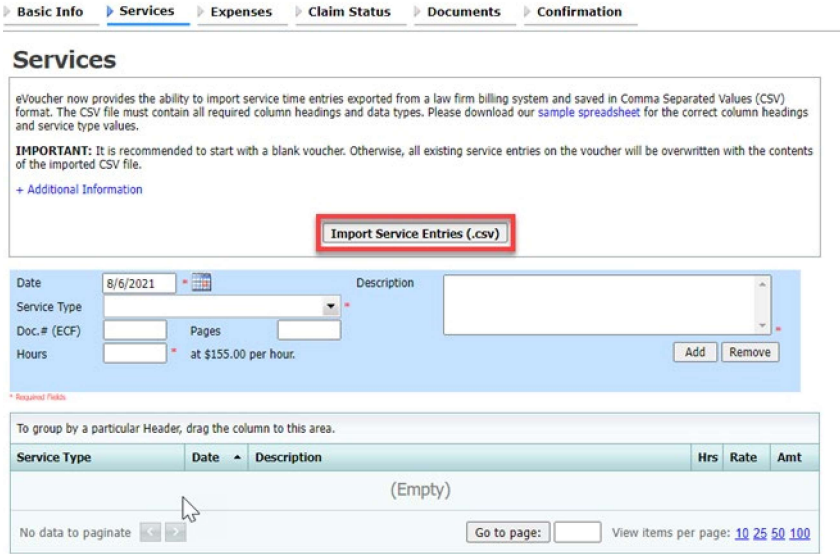
**Import Service Entries (.csv)**

Date: 9/3/2021 \*    
Service Type:  \*  
Doc.# (ECF):  Pages:   
Hours:  \* at \$155.00 per hour.

\* Required Fields

**Step 3**

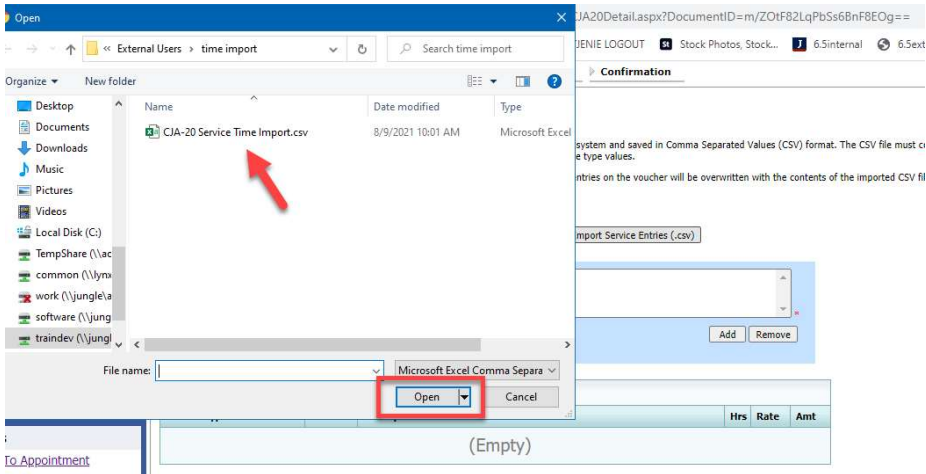
When the .csv file has been created, properly formatted, and is ready for import, click **Import Service Entries (.csv)**.



**Note:** The service types for the CJA-30 sample spreadsheet differ slightly to match the information needed for that document type.

**Step 4**

Your file directory browser opens. Click the correct .csv file, and then click **Open**.



**Step 5**

A success message appears, indicating the number of entries that were imported and saved to the services table.

Basic Info | **Services** | Expenses | Claim Status | Documents | Confirmation

**Service entries have been updated!**  
13 entries have been successfully added from *CJA-20 Service Time Import\_correct.csv* and saved to the services table below. [Click here](#) to view a report for the entries imported.

**Services**

Date: 9/2/2021  
Service Type: [dropdown]  
Doc.# (ECF): [input] Pages: [input]  
Hours: [input] at \$155.00 per hour. [Add] [Remove]

\* Required Fields

To group by a particular Header, drag the column to this area.

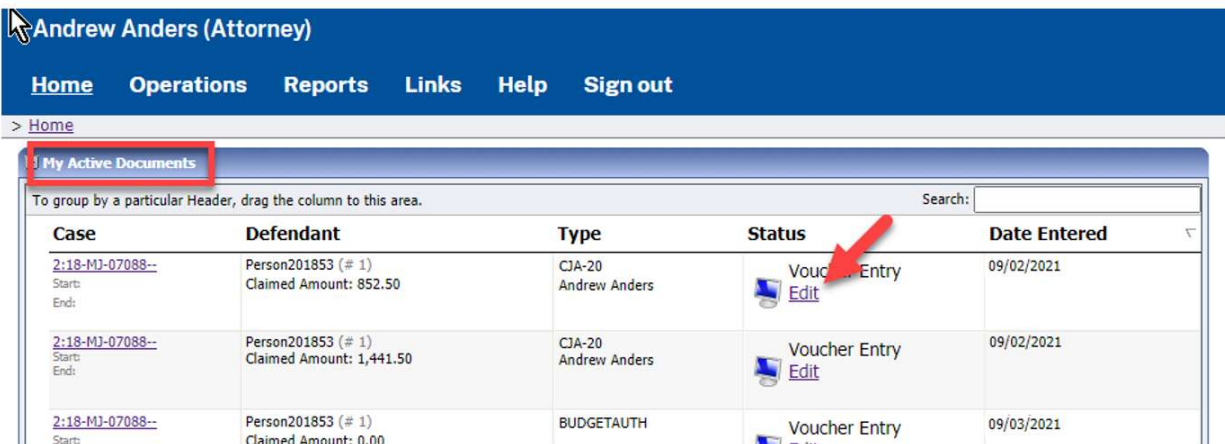
Service Type	Date	Description	Hrs	Rate	Amt
e. Investigative or Other Work	07/01/2021	Test	0.1	\$155.00	\$15.50
a. Arraignment and/or Plea	07/02/2021	Test	0.2	\$155.00	\$31.00
d. Travel Time	07/02/2021	Test	0.3	\$155.00	\$46.50
b. Obtaining and Reviewing					

## Importing Service Entries on Previously Created CJA-20s

While it is recommended to start the Import Service Entries feature on a new or empty CJA-20 voucher, you can add time to the services table of an existing voucher.

### Step 1

On the home page, in the My Active Documents section, click the **Edit** link for the appropriate CJA-20.



Andrew Anders (Attorney)

Home Operations Reports Links Help Sign out

> Home

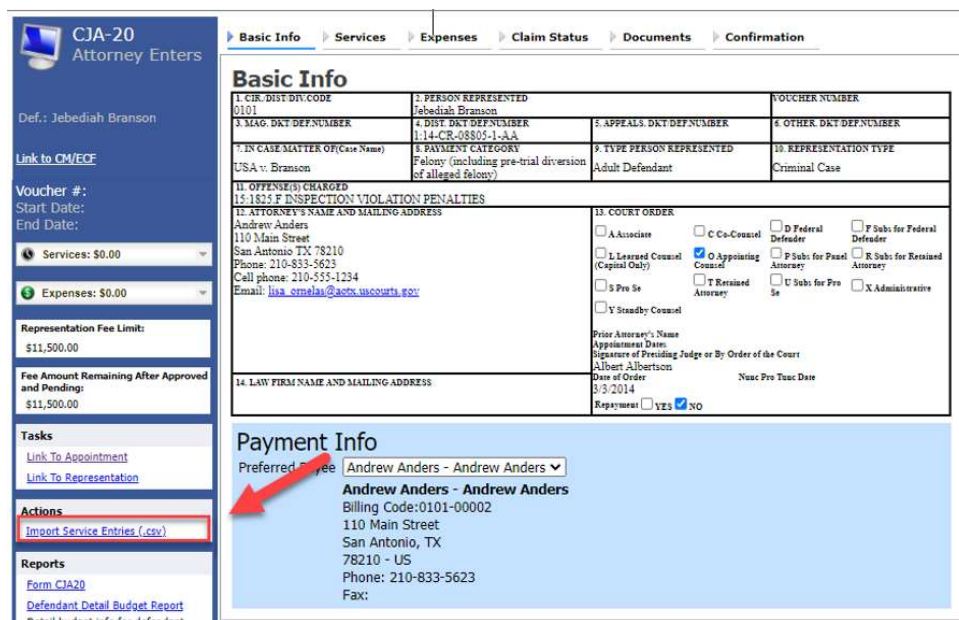
**My Active Documents**

To group by a particular Header, drag the column to this area. Search:

Case	Defendant	Type	Status	Date Entered
<a href="#">2:18-MJ-07088--</a> Start: End:	Person201853 (# 1) Claimed Amount: 852.50	CJA-20 Andrew Anders	Voucher Entry <a href="#">Edit</a>	09/02/2021
<a href="#">2:18-MJ-07088--</a> Start: End:	Person201853 (# 1) Claimed Amount: 1,441.50	CJA-20 Andrew Anders	Voucher Entry <a href="#">Edit</a>	09/02/2021
<a href="#">2:18-MJ-07088--</a> Start:	Person201853 (# 1) Claimed Amount: 0.00	BUDGETAUTH	Voucher Entry <a href="#">Edit</a>	09/03/2021

### Step 2

When the document opens, in the **Actions** menu on the left side of the page, click the **Import Service Entries (.csv)** link.



CJA-20 Attorney Enters

Def.: Jebediah Branson

Link to CM/ECF

Voucher #:   
Start Date:   
End Date:

Services: \$0.00

Expenses: \$0.00

Representation Fee Limit: \$11,500.00

Fee Amount Remaining After Approved and Pending: \$11,500.00

Tasks

Link To Appointment

Link To Representation

**Actions**

[Import Service Entries \(.csv\)](#)

Reports

Form CJA20

Defendant Detail Budget Report

Detail budget info for defendant

Basic Info Services Expenses Claim Status Documents Confirmation

**Basic Info**

1. CIR/DIST/DIV CODE	1. PERSON REPRESENTED	VOUCHER NUMBER	
0101	Jebediah Branson		
3. MAG. DKT DEF NUMBER	4. DIST. DKT DEF NUMBER	5. APPEALS. DKT DEF NUMBER	6. OTHER. DKT DEF NUMBER
	1:14-CR-08805-1-AA		
7. IN CASE MATTER OF (Case Name)	8. PAYMENT CATEGORY	9. TYPE PERSON REPRESENTED	10. REPRESENTATION TYPE
USA v. Branson	Felony (including pre-trial diversion of alleged felony)	Adult Defendant	Criminal Case
11. OFFENSE(S) CHARGED			
15:1825.F INSPECTION VIOLATION PENALTIES			
12. ATTORNEY'S NAME AND MAILING ADDRESS			
Andrew Anders 110 Main Street San Antonio TX 78210 Phone: 210-833-5623 Cell phone: 210-555-1234 Email: <a href="mailto:lisa_ormelau@actb.uscourts.gov">lisa_ormelau@actb.uscourts.gov</a>			
13. COURT ORDER			
<input type="checkbox"/> Associate <input type="checkbox"/> C Co-Counsel <input type="checkbox"/> D Federal Defender <input type="checkbox"/> F Subs for Federal Defender <input type="checkbox"/> L Licensed Counsel (Capital Only) <input checked="" type="checkbox"/> O Appointing Counsel <input type="checkbox"/> P Subs for Paup Attorney <input type="checkbox"/> R Subs for Retained Attorney <input type="checkbox"/> S Pro Se <input type="checkbox"/> T Retained Attorney <input type="checkbox"/> U Subs for Pro Se <input type="checkbox"/> X Administrative <input type="checkbox"/> Y Standby Counsel			
Prior Attorney's Name Appointments Date: Signature of Presiding Judge or By Order of the Court Albert Albertson Date of Order: 3/3/2014 Nunc Pro Tunc Date			
14. LAW FIRM NAME AND MAILING ADDRESS			
Payment Info			
Preferred Payee: Andrew Anders - Andrew Anders			
Andrew Anders - Andrew Anders Billing Code:0101-00002 110 Main Street San Antonio, TX 78210 - US Phone: 210-833-5623 Fax:			

Step 3

The Services page appears. To download and view a sample .csv file, click the **sample spreadsheet** link. The sample spreadsheet is in Excel format that must be saved in .csv format. Click the **Additional Information** link to view instructions for importing time from a .csv file.

- Basic Info
- Services**
- Expenses
- Claim Status
- Documents
- Confirmation

### Services

eVoucher now provides the ability to import service time entries exported from a law firm billing system and saved in comma separated values (CSV) format. The CSV file must contain all required column headings and data types. Please download our [sample spreadsheet](#) for the correct column headings and service type values.

**IMPORTANT:** It is recommended to start with a blank voucher. Otherwise, all existing service entries on the voucher will be overwritten with the contents of the imported CSV file.

- Additional Information

Each service line entry must have data in the following columns:

- Date
- Hours
- Description
- Service Type (EXAMPLES: "16b" or "16b. Obtaining and Reviewing Records")

The following columns do not require data, but should be included in the header row:

- Doc#
- Pages

For additional information refer to the [eVoucher Online Help](#).

**CSV file when opened in a text editor might look like this:**

```
Date, Hours, Description, Service Type, Doc#, Pages
1/4/2021,1.0,Met with client,16a. Interviews and Conferences,,
1/4/2021,,5,Reviewed Indictment,16b,4,25
1/5/2021,1.2,"Hearing on Motion to Dismiss, including wait time",15c,,
```

Import Service Entries (.csv)

Date  \*  Description

Service Type  \*

Doc.# (ECF)  Pages

Hours  \* at \$155.00 per hour.

\* Required Fields

To group by a particular Header, drag the column to this area.

Service Type	Date	Description	Hrs	Rate	Amt
a. Arraignment and/or Plea	09/03/2021	Plea in court	0.5	\$155.00	\$77.50
c. Motion	09/03/2021	in court	1.0	\$155.00	\$155.00



**Step 4**

When the .csv file has been created, properly formatted, and is ready for import, click **Import Service Entries (.csv)**.

**Services**

eVoucher now provides the ability to import service time entries exported from a law firm billing system and saved in Comma Separated Values (CSV) format. The CSV file must contain all required column headings and data types. Please download our [sample spreadsheet](#) for the correct column headings and service type values.

**IMPORTANT:** It is recommended to start with a blank voucher. Otherwise, all existing service entries on the voucher will be overwritten with the contents of the imported CSV file.

+ Additional Information

**Import Service Entries (.csv)**

Date: 9/3/2021 \*  
 Service Type: \*  
 Doc.# (ECF): \* Pages: \*  
 Hours: \* at \$155.00 per hour. Add Remove

\* Required Fields

To group by a particular Header, drag the column to this area.

Service Type	Date	Description	Hrs	Rate	Amt
a. Arraignment and/or Plea	09/03/2021	Plea in court	0.5	\$155.00	\$77.50
c. Motion	09/03/2021	in court	1.0	\$155.00	\$155.00
a. Interviews and Conferences	09/03/2021	interview with client	4.0	\$155.00	\$620.00

**Step 5**

A dialog box appears, stating that the existing time entries on your current voucher will be overwritten when you upload your .csv file.

**Note:** To include any existing entries, you must manually enter them in your .csv file.

Click **Proceed** and continue by following steps 3–5 in the Importing Service Entries section above.

Warning Message

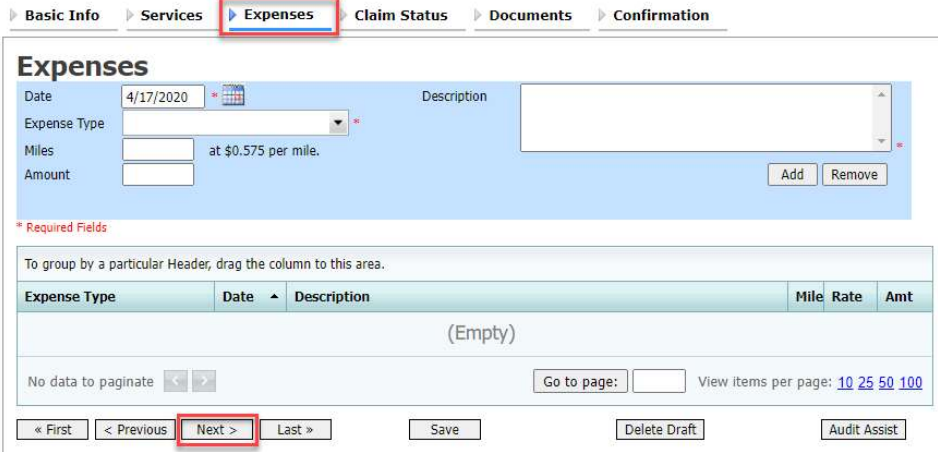
Uploading a new .csv file will overwrite your existing time entries on this voucher. Are you sure you want to proceed?

Cancel Proceed

# Entering Expenses

## Step 1

Click the **Expenses** tab, or click **Next** on the progress bar.



## Step 2

Click the **Expense Type** drop-down arrow and select the applicable expense.



## Step 3

If **Travel Miles** is selected, in the **Miles** field, enter the round-trip mileage, and then click in the **Description** field to enter a description. Click **Add**.

### Expenses

Date: 4/17/2020 \*

Expense Type: **Travel Miles** \*

Miles: 20 \* at \$0.575 per mile.

Amount:

Description: Travel to and from court. \*

\* Required Fields

To group by a particular Header, drag the column to this area.

Expense Type	Date	Description	Mile	Rate	Amt
(Empty)					

No data to paginate

Go to page:  View items per page: [10](#) [25](#) [50](#) [100](#)

The entry is added to the voucher and appears at the bottom of the Expense Type column.

### Expenses

Date: 4/17/2020 \*

Expense Type:  \*

Miles:  \* at \$0.575 per mile.

Amount:

Description:  \*

\* Required Fields

To group by a particular Header, drag the column to this area.

Expense Type	Date	Description	Mile	Rate	Amt
Travel Miles	04/17/2020	Travel to and from court.	20	\$0.575	\$11.50

Page 1 of 1 (1 items)  [1]

Go to page:  View items per page: [10](#) [25](#) [50](#) [100](#)

## Step 4

Expenses are sorted chronologically by date, oldest to newest. Click **Save**.

### Expenses

Date  \*  Description

Expense Type

Miles  at \$0.575 per mile.

Amount  \*

\* Required Fields

To group by a particular Header, drag the column to this area.

Expense Type	Date	Description	Mile	Rate	Amt
Travel Miles	04/17/2020	Travel to and from court.	20	\$0.575	\$11.50
Photocopies	04/18/2020	Copies - 100 pages @ .10 per page.	0	\$0.000	\$10.00

Page 1 of 1 (2 items)

[1]

Go to page:

View items per page: [10](#) [25](#) [50](#) [100](#)

### Notes:

- If you choose photocopies or fax expenses, indicate the number of pages, and the rate charged per page.
- Remember to click **Add** after each entry.
- Click an entry to edit.

## Claim Status

### Step 1

Click the **Claim Status** tab, or click **Next** on the progress bar.

Basic Info Services Expenses **Claim Status** Documents Confirmation

### Claim Status

Start Date  \*  End Date  \*

**Payment Claims \***

Final Payment

Interim Payment  (payment #)

Supplemental Payment

Withholding Return Payment

\*\* Reminder: Please select the appropriate claim status.

1. Have you previously applied to the court for compensation and/or reimbursement for this case? \*  Yes  No  
If Yes, were you paid?  Yes  No

2. Other than from the Court, have you, or to your knowledge has anyone else, received payment (compensation or anything of value) from any other source in connection with this representation? \*  Yes  No



\* Required Fields

## Step 2

In the **Start Date** field, enter the start date from the services or the expenses entry, whichever date is earliest. If necessary, go back to the Expense and Service sections and click the **Date** header to sort by the earliest date of services. Answer all the questions regarding previous payments in this case, and then click **Save**. Click **Audit Assist** at any time to view any errors or warnings regarding your document.

Basic Info Services Expenses **Claim Status** Documents Confirmation

### Claim Status

Start Date  \*  End Date  \* 

**Payment Claims \***

Final Payment

Interim Payment  (payment #)

Supplemental Payment

Withholding Return Payment

**\*\* Reminder: Please select the appropriate claim status.**

1. Have you previously applied to the court for compensation and/or reimbursement for this case? \*  Yes  No  
If Yes, were you paid?  Yes  No

2. Other than from the Court, have you, or to your knowledge has anyone else, received payment (compensation or anything of value) from any other source in connection with this representation? \*  Yes  No

\* Required Fields

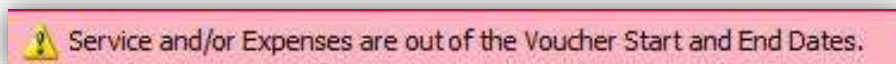
« First < Previous Next > Last » Save Delete Draft **Audit Assist**

### Notes:

In the Payment Claims section, click one of the following radio buttons:

- **Final Payment** to request payment after all services have been completed.
- **Interim Payment** to allow for payment throughout the appointment, but each court's practice may differ. If using this type of payment, in the **(payment #)** field, indicate the number of interim payments.
- **Supplemental Payment** to request payment due to a missed or forgotten receipt after the final payment has been submitted.
- **Withholding Return Payment** for an attorney to request return payment of withheld funds. The attorney can submit a blank (no services or expenses) CJA-20/30/21/31 at the end of the case.

If you try to submit with errors, including incomplete dates, the following pink error message may appear:



The message disappears when you complete the Claim Status section with correct start and end dates that include all service and expense dates for the voucher.

## Documents

Attorneys (as well as courts) can attach documents. Attach any documentation that supports the voucher, e.g., travel or other expense receipts, or orders from the court. All documents must be submitted in PDF format and must be 10 MB or less.

### Step 1

Click the **Documents** tab, or click **Next** on the progress bar.

[Basic Info](#) | [Services](#) | [Expenses](#) | [Claim Status](#) | **[Documents](#)** | [Confirmation](#)

### Supporting Documents

**File Upload (Only Pdf files of 10MB size or less!)**

File:  [Browse...](#)

Description:

[Upload](#)

Description	Delete	View
Document	<a href="#">Delete</a>	<a href="#">View</a>

[« First](#) | [< Previous](#) | **[Next >](#)** | [Last »](#)

[Save](#)

[Delete Draft](#)

[Audit Assist](#)

### Step 2

To add an attachment, click **Browse** to locate your file. Add a description of the attachment. Click **Upload**. The attachment and description are added to the voucher and appear at the bottom of the Description column.

### Supporting Documents

**File Upload (Only Pdf files of 10MB size or less!)**

File:  [Browse...](#)

Description:

[Upload](#)

Description	Delete	View
Document	<a href="#">Delete</a>	<a href="#">View</a>

[« First](#) | [< Previous](#) | [Next >](#) | [Last »](#)

[Save](#)

[Delete Draft](#)

[Audit Assist](#)

# Signing and Submitting to Court

## Step 1

When you have added all voucher entries, you are ready to sign and submit your voucher to the court. Click the **Confirmation** tab, or click **Next** on the progress bar. The Confirmation page appears, reflecting all entries from the previous screens. Verify the information is correct. Scroll to the bottom of the screen.

Basic Info Services Expenses Claim Status Documents **Confirmation**

### Confirmation

1. CIR. DIST. DIV. CODE 0101	2. PERSON REPRESENTED Ibediah Branson	VOUCHER NUMBER	
3. MAG. DKT DEF NUMBER	4. DIST. DKT DEF NUMBER 1:14-CR-08805-1-AA	5. APPEALS. DKT DEF NUMBER	6. OTHER. DKT DEF NUMBER
7. IN CASE/MATTER OF (Case Name) USA v. Branson	8. PAYMENT CATEGORY Felony (including pre-trial diversion of alleged felony)	9. TYPE PERSON REPRESENTED Adult Defendant	10. REPRESENTATION TYPE Criminal Case
11. OFFENSE(S) CHARGED 15:1825 F INSPECTION VIOLATION PENALTIES		13. COURT ORDER <input type="checkbox"/> A Associate <input type="checkbox"/> C Co-Counsel <input type="checkbox"/> D Federal Defender <input type="checkbox"/> F Subs for Federal Defender <input type="checkbox"/> L Learned Counsel (Capital Only) <input type="checkbox"/> O Appointing Counsel <input type="checkbox"/> P Subs for Panel Attorney <input type="checkbox"/> R Subs for Retained Attorney <input type="checkbox"/> S Pro Se <input type="checkbox"/> T Retained Attorney <input type="checkbox"/> U Subs for Pro Se <input type="checkbox"/> X Administrative <input type="checkbox"/> Y Steadby Counsel	
12. ATTORNEY'S NAME AND MAILING ADDRESS Andrew Anders 110 Main Street San Antonio TX 78210 Phone: 210-833-5623 Cell phone: 210-555-1234 Email: <a href="mailto:lisa_ornelas@aotx.uscourts.gov">lisa_ornelas@aotx.uscourts.gov</a>		14. LAW FIRM NAME AND MAILING ADDRESS Andrew Anders TIN: XX-XXXXXXX 110 Main Street San Antonio TX 78210 US Phone: 210-833-5623	
15. PRIOR ATTORNEY'S NAME Appointment Dates Signature of Presiding Judge or By Order of the Court Albert Albertson Date of Order 3/3/2014 Nunc Pro Tunc Date Repayment <input type="checkbox"/> YES <input checked="" type="checkbox"/> NO			

CLAIMS FOR SERVICES AND EXPENSES			FOR COURT USE ONLY		
CATEGORIES	HOURS CLAIMED	TOTAL AMOUNT CLAIMED	ADJUSTED HOURS	ADJUSTED AMOUNT	REVIEW
15. a. Arraignment and/or Plea	1.0	\$158.00			
b. Bail and Detention Hearings	2.0	\$316.00			
c. Motion Hearings	3.0	\$474.00			
d. Trial	4.0	\$632.00			
e. Sentencing Hearings	3.0	\$474.00			
f. Revocation Hearings	0.0	\$0.00			
g. Appeals Court	0.0	\$0.00			
h. Other	7.0	\$1,106.00			
<b>Totals</b>	<b>20.0</b>	<b>\$3,160.00</b>			
16. a. Interviews and Conferences	8.0	\$1,264.00			
b. Obtaining and Reviewing Records	7.0	\$1,106.00			
c. Legal Research and Brief Writing	8.0	\$1,264.00			
d. Travel Time	6.0	\$948.00			
e. Investigative and Other Work	1.3	\$205.40			
<b>Totals</b>	<b>30.3</b>	<b>\$4,787.40</b>			
17. Travel Expenses (lodging, parking, meals, mileage, etc.)		\$24.53			
18. Other Expenses (other than expert, transcripts, etc.)		\$4.40			
<b>GRAND TOTALS (CLAIMED AND ADJUSTED)</b>		<b>\$7,976.33</b>			

19. CERTIFICATION OF ATTORNEY FOR THE PERIOD OF SERVICE FROM: 11/01/2022 TO: 11/30/2022	20. APPOINTMENT TERMINATION DATE IF OTHER THAN CASE COMPLETION	21. CASE DISPOSITION
22. CLAIM STATUS <input checked="" type="checkbox"/> Final Payment <input type="checkbox"/> Interim Payment (#) <input type="checkbox"/> Supplemental Payment <input type="checkbox"/> Withholding Payment (---) (Total ---)		
Have you previously applied to the court for compensation and/or reimbursement for this case? <input type="checkbox"/> YES <input checked="" type="checkbox"/> NO If yes, were you paid? <input type="checkbox"/> YES <input type="checkbox"/> NO Other than from the Court, have you, or to your knowledge has anyone else, received payment (compensation or anything of value) from any other source in connection with this representation? <input type="checkbox"/> YES <input checked="" type="checkbox"/> NO    If yes, please attach supporting documentation I swear or affirm the truth or correctness of the above statements. Signature of Attorney: _____ Date Signed: _____		


APPROVED FOR PAYMENT - COURT USE ONLY				
23. IN COURT COMP.	24. OUT OF COURT COMP.	25. TRAVEL EXPENSES	26. OTHER EXPENSES	27. TOTAL AMT. APPR. CERT.
28. SIGNATURE OF THE PRESIDING JUDGE			DATE	28a. JUDGE CODE
29. IN COURT COMP.	30. OUT OF COURT COMP.	31. TRAVEL EXPENSES	32. OTHER EXPENSES	33. TOTAL AMT. APPR. CERT.
34. SIGNATURE OF THE CHIEF JUDGE, COURT OF APPEALS (OR DELEGATE) Payment approved in excess of the statutory threshold amount			DATE	34a. JUDGE CODE
				TOTAL AMT. CERTIFIED FOR PAYMENT

Attention: The notes you enter will be available to the next approval level.

Public/Attorney Notes

I swear and affirm the truth or correctness of the above statements

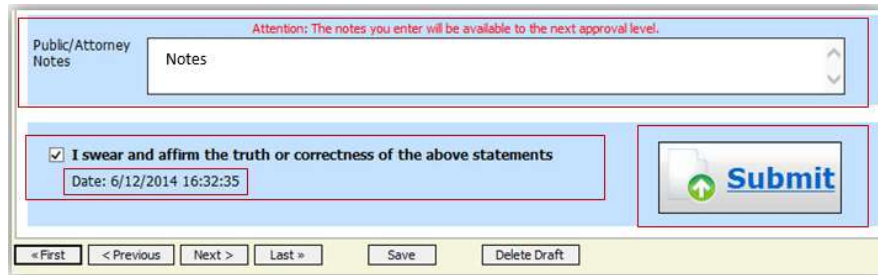
Date:



« First    < Previous    **Next >**    Last »    Save    Delete Draft    Audit Assist

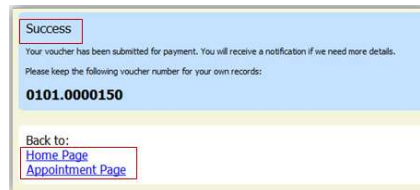
## Step 2

In the **Public/Attorney Notes** field, you can include any notes to the court. Select the check box to swear to and affirm the accuracy of the authorization, which automatically time stamps it. Click **Submit**.



## Step 3

A confirmation screen appears, indicating the previous action was successful and the voucher has been submitted for payment. Click the **Home Page** link to return to the home page. Click the **Appointment Page** link if you wish to create an additional document for this appointment.



The active voucher is removed from the My Active Documents section and now appears in the My Submitted Documents section.

Case	Defendant	Type	Status
<a href="#">1:14-CR-08805-AA-</a> Starts: 06/12/2014 Ends: 06/12/2014	Jebediah Branson (# 1) Claimed Amount: 89.20	CJA-20 Andrew Anders	Submitted to Court <a href="#">0101.0000150</a>
<a href="#">1:14-CR-08805-AA-</a> Starts: 03/03/2014 Ends: 06/05/2014	Jebediah Branson (# 1) Claimed Amount: 778.40	CJA-20 Andrew Anders	Submitted to Court <a href="#">0101.0000001</a> INTERIM PAYMENT 1
<a href="#">1:14-CR-08805-AA-</a> Starts: 04/02/2014 Ends: 01/01/1900	Jebediah Branson (# 1) Claimed Amount: 1,000.00	AUTH Chemist, Toxicologist	Submitted to Court <a href="#">0101.0000002</a>

**Note:** If a voucher is rejected by the court, it reappears in the My Documents section highlighted in gold. The system generates an email message explaining the corrections that must be made.

Case
<a href="#">1:14-CR-08802-AA-</a> Starts: 06/19/2014 Ends: 06/19/2014



## CJA-20 Quick Review Panel

When entering time and expenses in a CJA-20 voucher, the attorney can monitor the voucher totals using the quick review panel on the left side of the screen.



The screenshot displays the CJA-20 Quick Review Panel. At the top, it shows a computer icon, the title "CJA-20 Attorney Enters", and the defendant name "Def.: Elizabeth Waverly". Below this is a link to "CM/ECF". A section for voucher details includes fields for "Voucher #:", "Start Date:", and "End Date:". Two summary rows are highlighted with a red border: "Services: \$9,400.00" and "Expenses: \$215.42". Below these are two summary boxes: "Representation Fee Limit: \$11,500.00" and "Fee Amount Remaining After Approved and Pending: \$2,100.00".

<b>Services:</b> \$9,400.00
<b>Expenses:</b> \$215.42
<b>Representation Fee Limit:</b> \$11,500.00
<b>Fee Amount Remaining After Approved and Pending:</b> \$2,100.00

The **Services** and **Expenses** fields tally services and expenses as those entries are entered in the voucher. Expand either item by clicking the drop-down arrow to reveal specifics about the services or the expenses.

🕒 Services: \$9,400.00
▼

In Court Services		
Service	Hours	Amt.
Arraignment and/or Plea	6.0	\$1,200.00
Bail and Detention Hearing	0	\$0.00
Motion Hearings	2.0	\$400.00
Trial	0	\$0.00
Sentencing Hearing	0	\$0.00
Revocation Hearings	0	\$0.00
Appeals Court	0	\$0.00
Other	0	\$0.00
<b>Totals</b>	<b>8.0</b>	<b>\$1,600.00</b>

Out of Court Services		
Service	Hours	Amt.
Interviews and Conferences	13.0	\$2,600.00
Obtaining and Reviewing Records	8.0	\$1,600.00
Legal Research and Brief Writing	6.0	\$1,200.00
Travel Time	4.0	\$800.00
Investigative and Other Work	8.0	\$1,600.00
<b>Totals</b>	<b>39.0</b>	<b>\$7,800.00</b>

💰 Expenses: \$215.42
▼

Travel	
Expense Type	Amount
Travel Miles	\$90.42
Travel Misc	\$0.00
<b>Totals</b>	<b>\$90.42</b>

Expenses	
Expense Type	Amount
Fax	\$0.00
Long Distance Charges	\$0.00
Photocopies	\$100.00
Postage	\$0.00
Other Expenses	\$25.00
<b>Totals</b>	<b>\$125.00</b>

The **Representation Fee Limit** field displays the current available funding for the defendant. The **Fee Amount Remaining After Approved and Pending** field displays a real-time tally of the fee amount remaining as services and expenses are being entered in the voucher and saved. If there is a negative amount, it shows in red.

CJA-20  
Attorney Enters

Def.: Elizabeth Waverly

[Link to CM/ECF](#)

Voucher #:  
Start Date:  
End Date:

🕒 Services: \$9,400.00

💰 Expenses: \$215.42

**Representation Fee Limit:**  
\$11,500.00

**Fee Amount Remaining After Approved and Pending:**  
\$2,100.00

CJA-20  
Attorney Enters

Def.: Elizabeth Waverly

[Link to CM/ECF](#)

Voucher #:  
Start Date:  
End Date:

🕒 Services: \$12,600.00

💰 Expenses: \$215.42

**Representation Fee Limit:**  
\$11,500.00

**Fee Amount Remaining After Approved and Pending:**  
(\$1,100.00)

## Reports and Case Management

At the start of a case, it may be difficult for counsel or the court to know whether a case has the potential to exceed the statutory maximum allowed for representation.

Therefore, attorneys are encouraged to monitor the status of funds, attorney hours, and expert services by reviewing the reports provided in the CJA eVoucher program. Items to remember:

- Viewable reports appear in the left review panel.
- Each panel, depending on the document you are viewing, can have different reports available.
- Each report can have a short description of the information received when viewing that report.
- The two main reports are the Defendant Detail Budget Report and the Defendant Summary Budget Report.



To find other accessible reports, from the menu bar at the top of the screen, click **Reports**.



## Defendant Detailed Budget Report

This report reflects the total amount authorized for this representation, any excess payment allowed, the vouchers submitted against those authorizations, and the remaining balances.

It provides the information in two sections: attorney appointment and authorized expert service.

### Defendant Detail Budget Report - Attorney 1:14-CR-08805-1-AA

#### Counsel Budget Defendant: Jebediah Branson

Type of Representation: Criminal Case  
 Budget Amount Requested: \$0.00  
 Budget Amount Approved: \$9,900.00

Time Period For Voucher	Voucher Number	Pending				Approved				Amount Remaining	
		Fees	Expenses		Total	Fees	Expenses		Total	After Approved	After Approved And Pending
			Travel	Other			Travel	Other			
Attorney: Andrew Anders (Appointing Counsel)		Active									
09/23/2015 to 09/23/2015	0101.0000001	\$0.00	\$0.00	\$0.00	\$0.00	\$6,350.00	\$0.00	\$0.00	\$6,350.00	\$3,550.00	\$3,550.00
01/01/1901 to 01/01/1901		\$0.00	\$0.00	\$0.00	\$0.00	\$0.00	\$0.00	\$0.00	\$0.00	\$3,550.00	\$3,550.00
01/01/1901 to 01/01/1901		\$0.00	\$0.00	\$0.00	\$0.00	\$0.00	\$0.00	\$0.00	\$0.00	\$3,550.00	\$3,550.00
		Total Pending:				\$0.00	Total Approved:		\$6,350.00	\$3,550.00	\$3,550.00

#### Expert and Other Services Budget - Requiring Authorization Defendant: Jebediah Branson

Time Period For Voucher	Voucher Number	Pending				Approved				Amount Remaining	
		Fees	Expenses		Total	Fees	Expenses		Total	After Approved	After Approved And Pending
			Travel	Other			Travel	Other			
Authorization Number: 0101.0000002		Amount Requested: \$1,000.00				Amount Authorized: \$0.00				Attorney: Andrew Anders	
Specialty: Chemist, Toxicologist											

#### Grand Totals for the Representation Defendant: Jebediah Branson

NOTE: The Grand Totals Include Counsel CJA20 or CJA30 vouchers as well as vouchers for Expert or Services on CJA21 or CJA31. They represent the total submitted expenditures for this representation. *Does not include Travel Auth	Pending				Approved				Combined Total	
	Fees	Expenses		Total	Fees	Expenses		Total	Approved and Pending	
		Travel	Other			Travel	Other		Fees	Fees and Expenses
		\$0.00	\$0.00	\$0.00	\$0.00	\$6,350.00	\$0.00	\$0.00	\$6,350.00	\$6,350.00

## Defendant Summary Budget Report

This report contains the same information as the Defendant Detailed Budget Report without the individual voucher data.

### Defendant Summary Budget Report - Attorney 1:14-CR-08805-1-AA

#### Counsel Budget Defendant: Jebediah Branson

Type of Representation: Criminal Case  
 Budget Amount Requested: \$0.00  
 Budget Amount Approved: \$9,300.00

Time Period For Voucher	Voucher Number	Pending			Approved			Amount Remaining		
		Fees	Expenses		Total	Fees	Expenses		After Approved	After Approved And Pending
			Travel	Other			Travel	Other		
Attorney: Andrew Anders (Appointing Counsel) <span style="float: right;">Active</span>										
Total Pending:				\$0.00	Total Approved:			\$6,350.00	\$3,550.00	\$3,550.00

#### Expert and Other Services Budget - Requiring Authorization Defendant: Jebediah Branson

Time Period For Voucher	Voucher Number	Pending			Approved			Amount Remaining		
		Fees	Expenses		Total	Fees	Expenses		After Approved	After Approved And Pending
			Travel	Other			Travel	Other		
Authorization Number: 0101.0000002 Specialty: Chemist, Toxicologist <span style="float: right;">Attorney: Andrew Anders</span>										
		Amount Requested: \$1,000.00			Amount Authorized: \$0.00					

#### Grand Totals for the Representation Defendant: Jebediah Branson

NOTE: The Grand Totals Include Counsel CJA20 or CJA30 vouchers as well as vouchers for Expert or Services on CJA21 or CJA31. They represent the total submitted expenditures for this representation. *Does not include Travel Auth	Pending			Approved			Combined Total		
	Fees	Expenses		Total	Fees	Expenses		Approved and Pending	
		Travel	Other			Travel	Other	Fees	Fees and Expenses
		\$0.00	\$0.00	\$0.00	\$0.00	\$6,350.00	\$0.00	\$0.00	\$6,350.00

# Creating a CJA-21 Voucher

**Note:** There is **NOT AN AUTOSAVE** function on this program. You must click **Save** periodically to save your work.

## Step 1

On the Appointment page, from the CJA-21 voucher template, click the **Create** link to open the Basic Info page.



## Step 2

When submitting a CJA-21 voucher, the Authorization Selection section displays in one of two ways, depending on the availability of associated authorizations.

### Associated Authorizations Available

If associated authorizations are available, they display in ascending order by ID number.

#### Basic Info

1. CIR./DIST./DIV.CODE 0101	2. PERSON REPRESENTED Jebediah Branson		VOUCHER NUMBER
3. MAG. DKT./DEF.NUMBER	4. DIST. DKT./DEF.NUMBER 1:14-CR-08805-1-AA	5. APPEALS. DKT./DEF.NUMBER	6. OTHER. DKT./DEF.NUMBER
7. IN CASE/MATTER OF(Case Name) USA v. Branson	8. PAYMENT CATEGORY Felony (including pre-trial diversion of alleged felony)	9. TYPE PERSON REPRESENTED Adult Defendant	10. REPRESENTATION TYPE Criminal Case
11. OFFENSE(S) CHARGED 15:1825.F INSPECTION VIOLATION PENALTIES			
EXCESS FEE LIMIT \$11,500.00	PRESIDING JUDGE Albert Albertson	MAGISTRATE JUDGE	DESIGNEE 1  DESIGNEE 2

#### Authorization Selection

Select the Associated Authorization, or click No Authorization Required.

**Please Select the Associated Authorization**

<b>ID Number: 917</b> Order Date: 12/14/2021 Authorized Amount: \$1,000.00 Grand Total Amount: \$2,200.00	Service Type: Chemist/Toxicologist Estimated Amount: \$1,000.00 Notes:
<b>ID Number: 920</b> Order Date: 12/14/2021 Authorized Amount: \$10,000.00 Grand Total Amount: \$10,000.00	Service Type: Psychologist Estimated Amount: \$10,500.00 Notes:
<b>ID Number: 955</b> Order Date: 01/25/2022 Authorized Amount: \$900.00 Grand Total Amount: \$1,300.00	Service Type: Chemist/Toxicologist Estimated Amount: \$900.00 Notes:

**No Authorization Required**  
 If your voucher compensation is under the statutory limit and does not require prior authorization.

**Note:** The **No Authorization Required** link is located below the authorization choices.

If you are using an approved authorization, click the desired authorization, which is then highlighted in blue. *You cannot continue until the authorization is highlighted.*

Please Select the Associated Authorization	
<b>ID Number: 4</b> Order Date: 03/04/2014 Authorized Amount: \$1,000.00 Grand Total Amount: \$1,500.00	Service Type: Chemist/Toxicologist Estimated Amount: \$1,000.00 Notes: Abraham Astley
<b>ID Number: 186</b> Order Date: 02/01/2017 Authorized Amount: \$100.00 Grand Total Amount: \$100.00	Service Type: Interpreter/Translator Estimated Amount: \$5,000,000.00 Notes:

If the voucher does not require advance authorization, click the **No Authorization Required** link.

**No Authorization Required**  
 If your voucher compensation is under the statutory limit and does not require prior authorization.

Associated Authorizations Unavailable

If there are no associated authorizations available, a “No Authorization Requests Found” message displays, and you must click the **No Authorization Required** link to proceed.


Basic Info			
1. CIR. DIST. DIV. CODE 0101	2. PERSON REPRESENTED Catherine Brown	VOUCHER NUMBER	
3. MAG. DKT. DEF. NUMBER 1:14-MJ-07020-2-BB	4. DIST. DKT. DEF. NUMBER	5. APPEALS. DKT. DEF. NUMBER	6. OTHER. DKT. DEF. NUMBER
7. IN CASE MATTER OF (Case Name) USA v. Roberts et al	8. PAYMENT CATEGORY Felony (including pre-trial diversion of alleged felony)	9. TYPE PERSON REPRESENTED Adult Defendant	10. REPRESENTATION TYPE Criminal Case
11. OFFENSE(S) CHARGED CMP 18:13-3400.F THEFT OF U.S. PROPERTY			
EXCESS FEE LIMIT \$100,000.00	PRESIDING JUDGE Barney Ball	MAGISTRATE JUDGE	DESIGNEE 1
			DESIGNEE 2

**Authorization Selection**  
 Select the Associated Authorization, or click No Authorization Required.

**Please Select the Associated Authorization**

No Authorization Requests Found

**No Authorization Required**  
 If your voucher compensation is under the statutory limit and does not require prior authorization.





### Step 3

The service type auto-populates based on the authorization selected. If no authorization is being used, click the **Service Type** drop-down arrow and select the service type. In the **Description** field, enter a description of the service to be provided.

**New Voucher Information**

**Service Type** Chemist/Toxicologist \*

**Description** Toxicology report.

### Step 4

From the **Expert** drop-down list, select the expert. If the service providers or experts have rights to enter their own expenses, the Voucher Assignment radio buttons become active. Click the appropriate radio button to indicate whether you or the expert will enter the service fees on the voucher. Once you have made your selection, click **Create Voucher**.

**Service Provider**

You can search one of the service providers already in the system  
OR you can enter the required information for another provider

**Expert** Jennings, Julie

**Expert Info**  
Details

**Julie Jennings**  
110 Main Street  
San Antonio TX 78210 US  
Phone: 210-452-5512

**Voucher Assignment \***  Attorney  Expert  
*This indicates who will be responsible for filling the voucher claim part*

Create Voucher

#### Notes:

- Only experts registered with the service type selected appear in the drop-down list. Steps on how to submit a person for approval and add them as an expert are outlined in the next section.
- All information must be entered to advance to the next screen.
- If the expert selected is authorized to use eVoucher, you are done at this point and can click **Home** or **Sign out**.
- If the expert selected is not authorized to use eVoucher, the attorney must file the voucher on behalf of the expert. The voucher appears in the My Active Documents section as submitted to the attorney. They must perform the second-level approval/submission by clicking the voucher, navigating to the Confirmation page, and approving the voucher, which then moves to the My Submitted Documents section.

### Step 5

If the expert is not currently in the eVoucher system, you must complete their information. In the Voucher Assignment section, the **Attorney** radio button is automatically selected. Complete all required information for the person you wish to submit for approval.

**Service Type** Interpreter/Translator \*

**Description**

**Service Provider**  
You can search one of the service providers already in the system  
OR you can enter the required information for another provider

**Expert**

**First Name** **Middle Name** **Last Name \***

**Email \***

**Phone \*** **Fax**

**Address 1 \*** **City \***

**Address 2** **State (U.S. Only\*)** **Zip \***

**Address 3** **Country \*** UNITED STATES

**Voucher Assignment \***  Attorney  Expert  
*This indicates who will be responsible for filling the voucher claim part*

Create Voucher

### Step 6

If the service providers or experts have rights to enter their own expenses, the **Voucher Assignment** radio buttons become active. Click the appropriate radio button to indicate whether you or the expert will enter the service fees on the voucher.

**New Voucher Information**

**Service Type** Interpreter/Translator \*

**Description**

**Service Provider**  
You can search one of the service providers already in the system  
OR you can enter the required information for another provider

**Expert** Campos, Charlene

**Expert Info** **Charlene Campos**  
Details  
110 Main Street  
San Antonio TX 78210 US  
Phone: 210-477-2344

**Voucher Assignment \***  Attorney  Expert  
*This indicates who will be responsible for filling the voucher claim part*

Create Voucher

## Step 7

Once you've clicked the appropriate radio button, click **Create Voucher**.

110 Main Street  
San Antonio TX 78210 US  
Phone: 210-477-2344

**Voucher Assignment \***  Attorney  Expert  
*This indicates who will be responsible for filling the voucher claim part*

Create Voucher

### Notes:

- The expert goes through an approval process. Once approved, an email is sent to the attorney.
- You can select the expert from the **Expert** drop-down list, and their information automatically populates.
- If the attorney submitted the voucher for the expert, they must approve the voucher twice, once while sending it for the expert and a second time after it appears in the My Active Documents section.

## Step 8

Click the **Services** tab, or click **Next** on the progress bar. In the corresponding fields, enter the date, units, rate, and description. Click **Add**. The entry appears at the bottom of the Services section. Click **Save**.

Basic Info **Services** Expenses Claim Status Documents Confirmation

### Services

Date: 4/17/2020 \* Description:

Service Type:  \*

Doc.# (ECF):  Pages:

Hours:  \* at \$152.00 per hour. Add Remove

\* Required Fields

To group by a particular Header, drag the column to this area.

Service Type	Date	Description	Hrs	Rate	Amt
(Empty)					

No data to paginate < > Go to page:  View items per page: 10 25 50 100

« First < Previous Next > Last » Save Delete Draft Audit Assist

### Step 9

Click the **Expenses** tab, or click **Next** on the progress bar. In the corresponding fields, enter the date, expense type, description, and miles. Click **Add**. The entry now appears in the Expense Type column. Click **Save**.

Basic Info Services **Expenses** Claim Status Documents Confirmation

### Expenses

Date: 4/17/2020 \* Expense Type: \* Description: \* Miles: at \$0.575 per mile. Amount: Add Remove

\* Required Fields

To group by a particular Header, drag the column to this area.

Expense Type	Date	Description	Mile	Rate	Amt
(Empty)					

No data to paginate < > Go to page: View items per page: [10](#) [25](#) [50](#) [100](#)

<< First < Previous **Next >** Last >> Save Delete Draft Audit Assist

### Step 10

Click the **Claim Status** tab, or click **Next** on the progress bar. Enter the start and end dates, making sure to select the earliest date of services and expenses as the start date. In the Payment Claims section, click the appropriate radio button, and then click **Save**.

Basic Info Services Expenses **Claim Status** Documents Confirmation

### Claim Status

Start Date: \* End Date: \*

Payment Claims \*

Final Payment

Interim Payment (payment #)

Supplemental Payment

Withholding Return Payment

\*\* Reminder: Please select the appropriate claim status.

\* Required Fields

<< First < Previous **Next >** Last >> Save Delete Draft Audit Assist

**Notes:**

- Final payment is requested after all services have been completed.
- Interim payment allows for payment in segments, but each court's practice may differ. If using this type of payment, indicate the number of this request payment.
- After the final payment number has been submitted, supplemental pay may be requested due to a missed or forgotten receipt.
- At the end of the case, to request return payment of withheld funds, click the **Withholding Return Payment** radio button on a blank CJA-21.

**Step 11**

Click the **Documents** tab, or click **Next** on the progress bar. To add an attachment, click **Browse** to locate your file, and then add a description of the attachment. Click **Upload**. The attachment and description are added to the voucher and appear in the Description column. Click **Save**.

Basic Info Services Expenses Claim Status **Documents** Confirmation

### Supporting Documents

**File Upload (Only Pdf files of 10MB size or less!)**

File C:\Users\JaimeLongoria\ Browse...

Description Document

Upload

Description	Delete	View
Document	Delete	View

« First < Previous **Next >** Last » Save Delete Draft Audit Assist

**Note:** All documents must be submitted in PDF format and must be 10 MB or less.

**Step 12**

Click the **Confirmation** tab, or click **Next** on the progress bar. In the **Public/Attorney Notes** field, you can include any notes to the court. Select the check box to swear to and affirm the accuracy of the authorization, which automatically time stamps it. Click **Submit**.

Basic Info Services Expenses Claim Status Documents **Confirmation**

### Confirmation

1. CIR. DIST/DIV. CODE 0101	2. PERSON REPRESENTED Jehediah Branson	VOUCHER NUMBER	
3. MAG. DKT/DEF NUMBER	4. DIST. DKT/DEF NUMBER 1:14-CR-00305-1-AAA	5. APPEALS DKT/DEF NUMBER	6. OTHER DKT/DEF NUMBER
7. IN CASE/MATTER OF(Case Name) USA v. Branson	8. PAYMENT CATEGORY Felony (including pre-trial diversion of alleged felony)	9. TYPE PERSON REPRESENTED Adult Defendant	10. REPRESENTATION TYPE Criminal Case

11. OFFENSES CHARGED  
15:1825 F INSPECTION VIOLATION PENALTIES

12. ATTORNEY'S STATEMENT  
As the Attorney for the person represented above, I hereby affirm that the services requested are necessary for adequate representation. I hereby request:  
 Authorization to obtain the service. Estimated compensation: \$1000.00  
 Approval of services already obtained to be paid for by the United States from the Defender Services Appropriation.

Signature of Attorney:  
 Andrew Anders  
 110 Main Street  
 San Antonio TX 78210  
 Phone: 210-833-5623  
 Cell phone: 210-555-1234  
 Email: [hua\\_omelas@aotx.uscourts.gov](mailto:hua_omelas@aotx.uscourts.gov)

13. DESCRIPTION AND JUSTIFICATION FOR SERVICES(see instructions)	14. TYPE OF SERVICE PROVIDER
15. COURT ORDER Financial eligibility of the person represented having been established by the court's satisfaction, the authorization requested in item 12 is hereby granted. Signature of Presiding Judge or By Order of the Court Albert Albertson Date of Order: 03/04/2014 Nunc Pro Tunc Date: Repayment <input type="checkbox"/> YES <input checked="" type="checkbox"/> NO	<input type="checkbox"/> 01 Investigator <input type="checkbox"/> 16 Other Medical <input type="checkbox"/> 02 Interpreter/Translator <input type="checkbox"/> 16 Voice/Audio Analyst <input type="checkbox"/> 03 Psychiatrist <input type="checkbox"/> 17 Hair/Fiber Expert <input type="checkbox"/> 04 Psychologist <input type="checkbox"/> 18 Computer (Hardware/Software/Systems) <input type="checkbox"/> 05 Polygraph <input type="checkbox"/> 19 Paralegal Services <input type="checkbox"/> 06 Document Examiner <input type="checkbox"/> 20 Legal Analyst/Consultant <input type="checkbox"/> 07 Fingerprint Analyst <input type="checkbox"/> 21 Jury Consultant <input type="checkbox"/> 08 Accountant <input type="checkbox"/> 22 Migration Specialist <input type="checkbox"/> 09 CALR (Wetlaw/Lexis, etc.) <input type="checkbox"/> 23 Duplication Services <input type="checkbox"/> 10 Chemist/Toxicologist <input type="checkbox"/> 24 Other (Specify) <input type="checkbox"/> 11 Ballistics <input type="checkbox"/> 25 Litigation Support Services <input type="checkbox"/> 12 Weapons/Firearms/Explosive Expert <input type="checkbox"/> 26 Computer Forensics Expert <input type="checkbox"/> 14 Pathologist/Medical Examiner

NOTES  
Abraham Astley

CLAIMS FOR SERVICES AND EXPENSES		FOR COURT USE ONLY	
16. SERVICES AND EXPENSES	AMOUNT CLAIMED	ADJUSTED AMOUNT	REVIEW
A. Compensation	\$0.00	\$0.00	
B. Travel Expenses (lodging, parking, meals, mileage, etc.)	\$0.00	\$0.00	
C. Other Expenses	\$0.00	\$0.00	
<b>GRAND TOTALS (CLAIMED AND ADJUSTED)</b>	<b>\$0.00</b>	<b>\$0.00</b>	<b>0.0</b>

17. PAYEE'S NAME  
 Abraham Astley TIN: XX-XXXXXXX  
 110 Main Street  
 San Antonio TX 78210 US  
 Phone: 210-555-3434  
 Final Payment  
 Interim Payment (#)  
 Supplemental Payment  
 Withholding Payment (---) (Total ---)

CLAIMANT'S CERTIFICATION FOR PERIOD OF SERVICE: FROM 04/20/2020 TO 04/20/2020  
 I hereby certify that the above claim is for services rendered and is correct, and that I have not sought or received payment (compensation or anything of value) from any other source for these services.  
 Signature of Claimant/Payee: \_\_\_\_\_ Date: \_\_\_\_\_

18. CERTIFICATION OF ATTORNEY I hereby certify that the services were rendered for this case.  
 Signature of Attorney: \_\_\_\_\_  
 Date Signed: \_\_\_\_\_

APPROVED FOR PAYMENT - COURT USE ONLY			
19. TOTAL COMP.	20. TRAVEL EXPENSES	21. OTHER EXPENSES	22. TOTAL AMT. APPR. CERT.

23.  Either the cost (excluding expenses) of these services does not exceed the statutory maximum, or prior authorization was obtained.  
 Prior authorization was not obtained, but in the interest of justice the Court finds that timely procurement of these necessary services could not await prior authorization, even though the cost (excluding expenses) exceeds the statutory maximum.

Signature of Presiding Judge: \_\_\_\_\_ Date: \_\_\_\_\_ Judge Code: \_\_\_\_\_

24. TOTAL COMP.	25. TRAVEL EXPENSES	26. OTHER EXPENSES	27. TOTAL AMOUNT

28. PAYMENT APPROVED IN EXCESS OF THE STATUTORY THRESHOLD  
 Signature of Chief Judge, Court of Appeals (or Delegate): \_\_\_\_\_ Date: \_\_\_\_\_ Judge Code: \_\_\_\_\_ Total Amt. Certified For Payment: \_\_\_\_\_

Attention: The notes you enter will be available to the next approval level.

Public/Attorney Notes

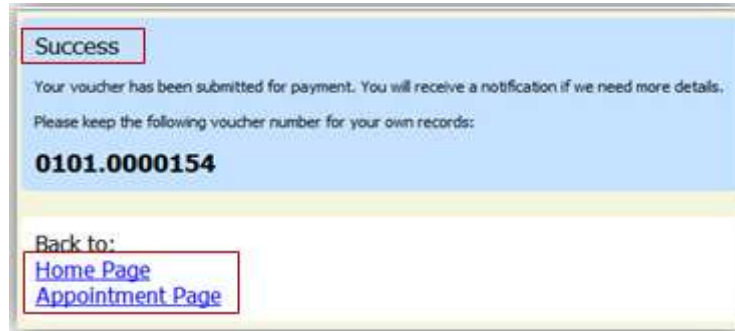
I swear and affirm the truth or correctness of the above statements  
 Date: 4/20/2020 21:27:33

**Submit**

« First < Previous **Next >** Last » Save Delete Draft Audit Assist

### Step 13

A confirmation screen appears, indicating the previous action was successful and the voucher has been submitted. Click the **Home Page** link to return to the home page. Click the **Appointment Page** link if you wish to create an additional document for this appointment.

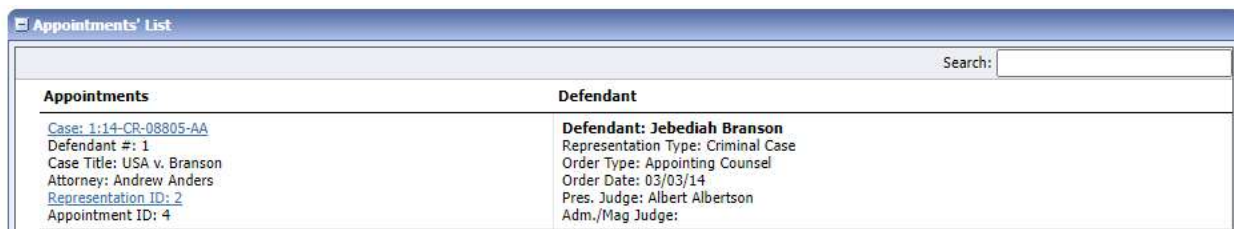


## Submitting an Authorization Request for Expert Services

**Note:** There is **NOT AN AUTOSAVE** function on this program. You must click **Save** periodically to save your work.

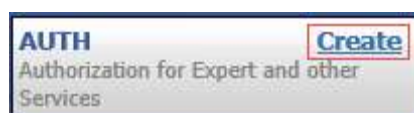
### Step 1

In the Appointments' List section, open the appointment record.



### Step 2

On the Appointment page, in the Create New Voucher section, click the **Create** link next to AUTH.



**Step 3**

Click **Create New Authorization**.

**Authorization Type Selection**

You can click the **Create New Authorization** button to create a new authorization request, or click the **Request Additional Funds** button to select from a list of approved authorizations that you would like to request additional funds for.

**Create New Authorization**  
Use this button to create a new authorization.

**Request Additional Funds**  
Use this button to select an approved authorization that you would like to request additional funds for.

**Step 4**

The Basic Info page appears. Complete the information in the Master Authorization Information section at the bottom of the screen. This includes the following:

- **Estimated Amount** field
- **Basis of Estimate** field
- **Service Type** drop-down list
- **Notes** field

Click **Save**.

Basic Info | 
 Documents | 
 Confirmation

---

**Basic Info**

1. CR. DIST. DIV. CODE 0101	2. PERSON REPRESENTED Febedah Branson	VOUCHER NUMBER	
3. MAG. DKT. DEF. NUMBER	4. DIST. DKT. DEF. NUMBER 1:14-CR-08805-1-AA	5. APPEALS. DKT. DEF. NUMBER	6. OTHER. DKT. DEF. NUMBER
7. IN CASE/MATTER OF (Case Name) USA v. Branson	8. PAYMENT CATEGORY Felony (including pre-trial diversion of alleged felony)	9. TYPE PERSON REPRESENTED Adult Defendant	10. REPRESENTATION TYPE Criminal Case
11. OFFENSE(S) CHARGED 15:1825.F INSPECTION VIOLATION PENALTIES			
12. ATTORNEY'S NAME AND MAILING ADDRESS Andrew Anders 110 Main Street San Antonio TX 78210 Phone: 210-833-8623 Cell phone: 210-555-1234 Email: <a href="mailto:lisa_ornelas@aotx.uscourts.gov">lisa_ornelas@aotx.uscourts.gov</a>		13. COURT ORDER <input type="checkbox"/> A Associate <input type="checkbox"/> C Co-Counsel <input type="checkbox"/> D Federal Defender <input type="checkbox"/> F Subs for Federal Defender <input type="checkbox"/> L Learned Counsel (Capital Only) <input checked="" type="checkbox"/> O Appointing Counsel <input type="checkbox"/> P Subs for Panel Attorney <input type="checkbox"/> R Subs for Retained Attorney <input type="checkbox"/> S Pro Se <input type="checkbox"/> T Retained Attorney <input type="checkbox"/> U Subs for Pro Se <input type="checkbox"/> X Administrative <input type="checkbox"/> Y Standby Counsel Prior Attorney's Name Appointment Dates Signature of Presiding Judge or By Order of the Court Albert Albertson Date of Order    Nunc Pro Tunc Date 3/3/2014 Repayment <input type="checkbox"/> YES <input checked="" type="checkbox"/> NO	
14. LAW FIRM NAME AND MAILING ADDRESS			

**Master Authorization Information**

Order Date

Nunc Pro Tunc Date

Repayment

Estimated Amount

Authorized Amount \$   Deactivated

Basis of Estimate

Description

Service Type

Notes

< First | 
 < Previous | 
 Next > | 
 Last > | 
 Save | 
 Delete Draft | 
 Audit Assist



## Step 5

Click the **Documents** tab, or click **Next** on the progress bar. To add an attachment, click **Browse** to locate your file, and then add a description of the attachment. Click **Upload**. The attachment and description are added to the voucher and appear at the bottom of the Description column.

Basic Info Documents Confirmation

### Supporting Documents

**File Upload (Only Pdf files of 10MB size or less!)**

File: C:\Users\JaimeLongoria\ Browse...

Description: Document

Upload

Description	Delete	View
Document	Delete	View

« First < Previous Next > Last » Save Delete Draft Audit Assist

**Note:** All documents must be submitted in PDF format and must be 10 MB or less.

## Step 6

Click the **Confirmation** tab, or click **Next** on the progress bar. In the **Public/Attorney Notes** field, you can include any notes to the court. Select the check box to swear to and affirm the accuracy of the authorization, which automatically time stamps it. Click **Submit**.

Basic Info Documents Confirmation

### Confirmation

1. CASE NUMBER	2. PERSON REPRESENTED	3. APPEALS NUMBER	4. VOUCHER NUMBER
1111	John Doe		
5. BASIC ENTRY NUMBER	6. ENTRY NUMBER	7. APPEALS ENTRY NUMBER	8. OTHER ENTRY NUMBER
	1111-0001-1-1-1		
9. CASE MATTER OFFICE NAME	10. ENTRY CATEGORY	11. TYPE PERSON REPRESENTED	12. REPRESENTATION TYPE
USA v. Brown	Prisoner (including pre-trial diversion or appeal status)	Adult Defendant	Criminal Case

13. OFFENSES DESCRIBED

14. TYPE OF DISPOSITION VIOLATION PENALTIES

15. ATTORNEY'S STATEMENT

I, the attorney for the person represented above, hereby affirm that the services requested are necessary for adequate representation. I hereby request:

Authorization to obtain the service. Enhanced compensation: \$

Approval of services already requested to be paid for by the Client from their own Out-of-Pocket Services Appropriation.

Signature of attorney:  
 Andrew Anders  
 110 Main Street  
 San Antonio, TX 78210  
 Phone: 210-433-3432  
 Cell phone: 210-555-1234  
 Email: [and\\_anna@web.texascourts.gov](mailto:and_anna@web.texascourts.gov)

16. COURT ORDER	17. TYPE OF SERVICE PROVIDER
Personal signature of the person represented having been substituted by the court's substitution, the substitution requested is only if a safety guard.	<input type="checkbox"/> 01 Investigator <input type="checkbox"/> 02 Interpreter/Translator <input type="checkbox"/> 03 Psychologist <input type="checkbox"/> 04 Psychiatric <input type="checkbox"/> 05 Polygraph <input type="checkbox"/> 06 Discretion Examiner <input type="checkbox"/> 07 Forensic Auditor <input type="checkbox"/> 08 Accountant <input type="checkbox"/> 09 CADA (Western Legal, etc.) <input type="checkbox"/> 10 Criminal Psychologist <input type="checkbox"/> 11 Ballistics <input type="checkbox"/> 12 Forensic Evidence/Explosion Expert <input type="checkbox"/> 13 Forensic Medical Examiner <input type="checkbox"/> 14 Other Medical <input type="checkbox"/> 15 Video/Audio Analyst <input type="checkbox"/> 16 X-Ray/Fiber Expert <input type="checkbox"/> 17 X-Ray/Fluor Expert <input type="checkbox"/> 18 Computer (Hardware/Software/System) <input type="checkbox"/> 19 Forensic Services <input type="checkbox"/> 20 Legal Analyst/Counselor <input type="checkbox"/> 21 Jury Consultant <input type="checkbox"/> 22 Litigation Specialist <input type="checkbox"/> 23 Digital/IT Services <input type="checkbox"/> 24 Other (Specify) <input type="checkbox"/> 25 Litigation Support Services <input type="checkbox"/> 26 Computer Forensic Expert <input type="checkbox"/> 27 Forensic Medical Examiner

18. COURT ORDER

Signature of Presiding Judge or By Order of the Court

Chief Administrator

Date of Case: \_\_\_\_\_ Show For Time Date

Emergency:  YES  NO

NOTES

Signature of Presiding Judge	Date Signed	Judge Code	Approved Amount	Total Approved Amount
Signature of Chief Judge, Court of Appeals (or Delegate)	Date Signed	Judge Code	Approved Amount	

Public/Attorney Notes

I swear and affirm the truth or correctness of the above statements

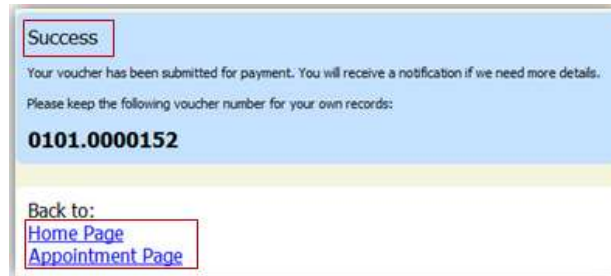
Date: \_\_\_\_\_

Submit

« First < Previous Next > Last » Save Delete Draft Audit Assist

## Step 7

A confirmation screen appears, indicating the previous action was successful and the authorization request has been submitted. Click the **Home Page** link to return to the home page. Click the **Appointment Page** link if you wish to create an additional document for this appointment.





**Step 3**

Click the **Documents** tab, or click **Next** on the progress bar. To add an attachment, click **Browse** to locate your file, and then add a description of the attachment. Click **Upload**. The attachment and description are added to the voucher and appear in the Description column. Click **Save**.

Basic Info Documents Confirmation

### Supporting Documents

**File Upload (Only Pdf files of 10MB size or less!)**

File  Browse...

Description

Upload

Description	Delete	View
Proposed Order.pdf	Delete	View

« First < Previous **Next >** Last » Save Delete Draft Audit Assist

**Note:** All documents must be submitted in PDF format and must be 10 MB or less.

## Step 4

Click the **Confirmation** tab, or click **Next** on the progress bar. In the **Public/Attorney Notes** field, you can include any notes to the court. Select the check box to swear to and affirm the accuracy of the authorization, which automatically time stamps it. Click **Submit**.

Basic Info Documents **Confirmation**

### Confirmation

1. CHR. DIST. DIV. CODE 0101	2. PERSON REPRESENTED Lebediah Branson	VOUCHER NUMBER	
3. MAG. DKT/DEF NUMBER	4. DIST. DKT/DEF NUMBER 1:14-cr-00805-1-AJA	5. APPEALS. DKT/DEF NUMBER	6. OTHER. DKT/DEF NUMBER
7. IN CASE MATTER OF (Case Name) USA v. Branson	8. PAYMENT CATEGORY Felony (including pre-trial diversion of alleged felony)	9. TYPE PERSON REPRESENTED Adult Defendant	10. REPRESENTATION TYPE Criminal Case
11. OFFENSE(S) CHARGED 15:1825 F INSPECTION VIOLATION PENALTIES			
REQUEST AND AUTHORIZATION FOR TRANSCRIPT			
12. PROCEEDING IN WHICH TRANSCRIPT IS TO BE USED			
13. PROCEEDING TO BE TRANSCRIBED (Describe specifically). NOTE: The trial transcripts are not to include prosecution opening statement, defense opening statement, prosecution argument, defense argument, prosecution rebuttal, voir dire or jury instructions, unless specifically authorized by the Court (see Item 14).			
14. SPECIAL AUTHORIZATIONS		JUDGE'S INITIALS	
A. Apportioned Cost % of transcript with			
B. <input type="checkbox"/> 14-Day <input type="checkbox"/> Expedited <input type="checkbox"/> 3-Day <input type="checkbox"/> Daily <input type="checkbox"/> Hourly <input type="checkbox"/> Realtime Unedited			
C. <input type="checkbox"/> Prosecution Opening Statement <input type="checkbox"/> Prosecution Argument <input type="checkbox"/> Prosecution Rebuttal <input type="checkbox"/> Defense Opening Statement <input type="checkbox"/> Defense Argument <input type="checkbox"/> Voir Dire <input type="checkbox"/> Jury Instructions			
D. In this multi-defendant case, commercial duplication of transcripts will impede the delivery of accelerated transcript services to persons proceeding under the Criminal Justice Act.			
15. ATTORNEY'S STATEMENT As the attorney for the person represented who is managed above, I hereby affirm that the transcript requested is necessary for adequate representation. I, therefore, request authorization to obtain the transcript services at the expense of the United States pursuant to the Criminal Justice Act.		16. COURT ORDER Financial eligibility of the person represented having been established to the Court's satisfaction the authorization requested in Item 15 is hereby granted.	
Signature of Attorney Andrew Anders		Signature of Presiding Judge or By Order of the Court	
Date		Date of Order	
Printed Name		Nunc Pro Tunc Date	
Telephone Number: 210-833-5623			

Attention: The notes you enter will be available to the next approval level.

Public/Attorney Notes

I swear and affirm the truth or correctness of the above statements  
Date: 4/20/2020 21:49:45

**Submit**

< First < Previous **Next >** Last > Save Delete Draft Audit Assist

## Step 5

A confirmation screen appears, indicating that the previous action was successful, and the authorization request has been submitted. Click the **Home Page** link to return to the home page. Click the **Appointment Page** link if you wish to create an additional document for this appointment.

## Success

This document has been submitted.

Please keep the following document number for your own records:

**0101.0000626**

Back to:

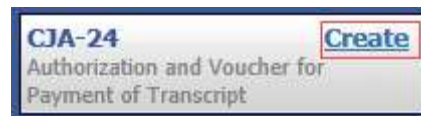
[Home Page](#)  
[Appointment Page](#)

## Creating a CJA-24 Voucher

**Note:** There is **NOT AN AUTOSAVE** function on this program. You must click **Save** periodically to save your work.

### Step 1

On the Appointment page, in the Create New Voucher section, click the **Create** link next to CJA-24.



### Step 2

The Basic Info page appears.

Creating a CJA-24 voucher is similar to creating a CJA-21, as outlined in the CJA-21 section. The Authorization Selection section displays in one of two ways, depending on the availability of associated authorizations.

### Associated Authorizations Available

If associated authorizations are available, they display in ascending order by ID number.

Basic Info

Basic Info		VOUCHER NUMBER	
1. CIR. DIST. DIV. CODE 0101	2. PERSON REPRESENTED Jebediah Branson	3. APPEALS DKT/DEF NUMBER	6. OTHER DKT/DEF NUMBER
3. MAG. DKT/DEF NUMBER	4. DIST. DKT/DEF NUMBER 1:14-CR-00805-1-AA	5. TYPE PERSON REPRESENTED Adult Defendant	10. REPRESENTATION TYPE Criminal Case
7. IN CASE MATTER OF (Case Name) USA v. Branson	8. PAYMENT CATEGORY Felony (including pre-trial diversion of alleged felony)		
11. OFFENSE(S) CHARGED			
15.1922. F. INSPECTION VIOLATION PENALTIES			
EXCESS FEE LIMIT \$11,500.00	PRESIDING JUDGE Albert Albertson	MAGISTRATE JUDGE	DESIGNEE 1  DESIGNEE 2

**Authorization Selection**  
Select the Associated Authorization, or click No Authorization Required.

**Please Select the Associated Authorization**

**ID Number: 513**      Service Type: Court Reporter / Transcript  
Order Date: 01/23/2020      Special Handling: 0  
Proceeding Transcribed: proceeding

Prosecution Opening     Prosecution Argument     Prosecution Rebuttal  
 Defense Opening Statement     Defense Argument     Jury Instructions     Voir Dire

In this multi-defendant case, commercial duplication of transcripts will impede the delivery of accelerated transcript services to persons proceeding under the Criminal Justice Act.

**ID Number: 736**      Service Type: Court Reporter / Transcript  
Order Date: 02/24/2021      Special Handling: 0  
Proceeding Transcribed: xyz

Prosecution Opening     Prosecution Argument     Prosecution Rebuttal  
 Defense Opening Statement     Defense Argument     Jury Instructions     Voir Dire

In this multi-defendant case, commercial duplication of transcripts will impede the delivery of accelerated transcript services to persons proceeding under the Criminal Justice Act.

**No Existing Authorization in eVoucher**  
If you do not have an existing authorization in eVoucher, you may proceed by clicking here.

**Note:** The **No Existing Authorization in eVoucher** link is located below the authorization choices.

If you are using an approved authorization, click the desired authorization, which is then highlighted in blue. *You cannot continue until it is highlighted.*

Please Select the Associated Authorization	
<b>ID Number: 513</b> Order Date: 01/23/2020 Proceeding Transcribed: proceeding	Service Type: Court Reporter / Transcript Special Handling: 0
<input type="checkbox"/> Prosecution Opening <input type="checkbox"/> Defense Opening Statement	<input type="checkbox"/> Prosecution Argument <input type="checkbox"/> Defense Argument
<input type="checkbox"/> Prosecution Rebuttal <input type="checkbox"/> Jury Instructions	<input type="checkbox"/> Voir Dire
In this multi-defendant case, commercial duplication of transcripts will impede the delivery of accelerated transcript services to persons proceeding under the Criminal Justice Act.	
<b>ID Number: 736</b> Order Date: 02/24/2021 Proceeding Transcribed: xyz	Service Type: Court Reporter / Transcript Special Handling: 0
<input type="checkbox"/> Prosecution Opening <input type="checkbox"/> Defense Opening Statement	<input type="checkbox"/> Prosecution Argument <input type="checkbox"/> Defense Argument
<input type="checkbox"/> Prosecution Rebuttal <input type="checkbox"/> Jury Instructions	<input type="checkbox"/> Voir Dire
In this multi-defendant case, commercial duplication of transcripts will impede the delivery of accelerated transcript services to persons proceeding under the Criminal Justice Act.	

If your court does not require an AUTH-24, click the **No Existing Authorization in eVoucher** link.



Associated Authorizations Unavailable

If there are no associated authorizations available, a “No Authorization Requests Found” message displays, and you must click the **No Existing Authorization in eVoucher** link.

Basic Info

Basic Info			
1. CIR. DIST DIV CODE 0101	2. PERSON REPRESENTED Ernest Hornblatz	VOUCHER NUMBER	
3. MAG. DKT DEF NUMBER	4. DIST. DKT DEF NUMBER 1:52-CR-00652-98-AA	5. APPEALS DKT DEF NUMBER	6. OTHER DKT DEF NUMBER
7. IN CASE MATTER OF (Case Name) Hornblatz vs USA	8. PAYMENT CATEGORY Felony (including pre-trial diversion of alleged felony)	9. TYPE PERSON REPRESENTED Adult Defendant	10. REPRESENTATION TYPE Criminal Case
11. OFFENSE(S) CHARGED 15:1.F ANTI TRUST VIOLATIONS			
EXCESS FEE LIMIT \$11,500.00	PRESIDING JUDGE Albert Albertson	MAGISTRATE JUDGE	DESIGNEE 1  DESIGNEE 2

**Authorization Selection**  
 Select the Associated Authorization, or click No Authorization Required.

**Please Select the Associated Authorization**

No Authorization Requests Found

**No Existing Authorization in eVoucher**  
 If you do not have an existing authorization in eVoucher, you may proceed by clicking here.

### Step 3

Click the **Expert** drop-down arrow and select the transcriptionist. In the Voucher Assignment section, click the appropriate radio button indicating whether the attorney or the transcriptionist will be entering information. Click **Create Voucher**.

**New Voucher Information**

Description

**Court Reporter/Transcriber Status**

Official  Contract  Transcriber  Other

**Service Provider**

You can search one of the service providers already in the system  
OR you can enter the required information for another provider

**Expert**

Expert Info	LeVar Expert
Details	AO-CMSO Washington DC 20544 US Phone: 202-502-2965

**Voucher Assignment \***  Attorney  Expert  
*This indicates who will be responsible for filling the voucher claim part*

#### Notes:

- To enter a new transcriptionist into the system, select the expert from the **Expert** drop-down list, and enter details in the Expert Info section.
- Selecting a transcriptionist already in the system automatically populates that expert's information.
- Select whether the attorney or the court reporter will be filling out the voucher claim portion.
- If the attorney clicks the **Expert** radio button, the expert fills out the required expense information and submits the form. The attorney then approves and submits to the court.



**Step 4**

Click the **Services** tab, or click **Next** on the progress bar. Complete the **Date**, **Service Type**, **No. of Pages**, **Rate Per Page**, and **Description** fields, and then click **Add**. The entry appears in the Service Type column. Click **Save**.

Basic Info **Services** Expenses Documents Summary Confirmation

### Services

Date: 4/20/2020 \* Description:

Service Type:  \*

Include Page Numbers:

No. of Pages:  \* Rate Per Page:  \*

Less Amount Apportioned:

Less Amount Adjusted:

\* Required Fields

To group by a particular Header, drag the column to this area.

Service Type	Date	Description	Incl. Page Number	No. of Pages	Rate Per Page	Apportioned	Adjusted	Total	Audit Notes	Audit Amt
Original	04/20/2020	Transcription		15	10.00			150.00		

1 Page 1 of 1 (1 items) Go to page:  View items per page: [10](#) [25](#) [50](#) [100](#)

**Step 5**

Click the **Expenses** tab, or click **Next** on the progress bar. Complete the **Date**, **Expense Type**, and **Description** fields, and then click **Add**. The entry appears in the Expense Type column. Click **Save**.

Basic Info Services **Expenses** Documents Summary Confirmation

### Expenses

Date: 4/20/2020 \* Description:

Expense Type:  \*

Miles:  \* at \$0.575 per mile.

Amount:

\* Required Fields

To group by a particular Header, drag the column to this area.

Expense Type	Date	Description	Mile	Rate	Amt	Audit Notes	Audit Miles	Audit Amt
Travel Miles	04/20/20...	Travel to court.	20	0.575	11.5			

1 Page 1 of 1 (1 items) Go to page:  View items per page: [10](#) [25](#) [50](#) [100](#)

### Step 6

Click the **Documents** tab, or click **Next** on the progress bar. Click **Browse** to locate your file, and then add a description of the attachment. Click **Upload**. The attachment and description are added to the voucher and appear in the Description column.

Basic Info > Services > Expenses > **Documents** > Confirmation

#### Supporting Documents

**File Upload (Only Pdf files of 10MB size or less!)**

File: C:\Users\JaimeLongoria\... Browse...

Description: Document

Upload

Description	Delete	View
Document	Delete	View

« First < Previous **Next >** Last » Save Delete Draft Audit Assist

**Note:** All documents must be submitted in PDF format and must be 10 MB or less.

**Step 7**

Click the **Confirmation** tab, or click **Next** on the progress bar. In the **Public/Attorney Notes** field, you can include any notes to the court. Select the check box to swear to and affirm the accuracy of the authorization, which automatically time stamps it. Click **Submit**.

Basic Info Services Expenses Documents **Confirmation**


### Confirmation

1. CIR. DIST. DIV. CODE 0101	2. PERSON REPRESENTED Jebediah Branson		VOUCHER NUMBER				
3. MAG. DKT/DEF. NUMBER	4. DIST. DKT/DEF. NUMBER 1:14-CR-08805-1-AA	5. APPEALS DKT/DEF. NUMBER	6. OTHER DKT/DEF. NUMBER				
7. IN CASE/MATTER OF (Case Name) USA v. Branson	8. PAYMENT CATEGORY Felony (including pre-trial diversion of alleged felony)	9. TYPE PERSON REPRESENTED Adult Defendant	10. REPRESENTATION TYPE Criminal Case				
11. OFFENSE(S) CHARGED 15:1825 F INSPECTION VIOLATION PENALTIES							
REQUEST AND AUTHORIZATION FOR TRANSCRIPT							
12. PROCEEDING IN WHICH TRANSCRIPT IS TO BE USED Transcript							
13. PROCEEDING TO BE TRANSCRIBED (Describe specifically). NOTE: The trial transcripts are not to include prosecution opening statement, defense opening statement, prosecution argument, defense argument, prosecution rebuttal, voir dire or jury instructions, unless specifically authorized by the Court (see Item 14).							
14. SPECIAL AUTHORIZATIONS			JUDGE'S INITIALS				
A. Apportioned Cost % of transcript with							
B. <input type="checkbox"/> 14-Day <input type="checkbox"/> Expedited <input type="checkbox"/> 3-Day <input type="checkbox"/> Daily <input type="checkbox"/> Hourly <input type="checkbox"/> Realtime Unedited							
C. <input type="checkbox"/> Prosecution Opening Statement <input type="checkbox"/> Prosecution Argument <input type="checkbox"/> Prosecution Rebuttal <input type="checkbox"/> Defense Opening Statement <input type="checkbox"/> Defense Argument <input type="checkbox"/> Voir Dire <input type="checkbox"/> Jury Instructions							
D. In this multi-defendant case, commercial duplication of transcripts will impede the delivery of accelerated transcript services to persons proceeding under the Criminal Justice Act.							
15. ATTORNEY'S STATEMENT As the attorney for the person represented who is managed above, I hereby affirm that the transcript requested is necessary for adequate representation. I, therefore, request authorization to obtain the transcript services at the expense of the United States pursuant to the Criminal Justice Act.  Andrew Anders /S/ 1/21/2016 14:48:16 Signature of Attorney Date Andrew Anders Printed Name Telephone Number: 210-833-5623			16. COURT ORDER Financial eligibility of the person represented having been established to the Court's satisfaction the authorization requested in Item 15 is hereby granted.  Albert Albertson Signature of Presiding Judge or By Order of the Court 01/21/2016 Date of Order Nunc Pro Tunc Date				
CLAIMS FOR SERVICES							
17. COURT REPORTER/TRANSCRIBER STATUS <input checked="" type="checkbox"/> Official <input type="checkbox"/> Contract <input type="checkbox"/> Transcriber <input type="checkbox"/> Other			18. PAYEE'S NAME AND ADDRESS LeVar Expert, Inc. AO-CMSO Washington DC 20544 US Phone: 202-502-2965				
19. SOCIAL SECURITY NUMBER OR EMPLOYER ID NUMBER OF PAYEE TIN: XX-XXXXXXX							
20. TRANSCRIPT		INCLUDE PAGE NUMBERS	NO. OF PAGES	RATE PER PAGE	SUB-TOTAL	LESS AMOUNT APPORTIONED	TOTAL
Original		see detail	0	see detail	\$0.00	see detail	\$0.00
Copy		see detail	0	see detail	\$0.00	see detail	\$0.00
Expenses (Revised)							
TOTAL AMOUNT CLAIMED					\$0.00		
21. CLAIMANT CERTIFICATION OF SERVICE PROVIDED I hereby certify that the above claim is for services rendered and is correct, and that I have not sought or received payment (compensation or anything of value) from any other source for these services. Signature of Claimant/Payee: _____ Date: _____							
ATTORNEY CERTIFICATION							
22. CERTIFICATION OF ATTORNEY OR CLERK I hereby certify that the services were rendered and that the transcript was received.  Signature of Attorney or Clerk: _____ Date: _____							
APPROVED FOR PAYMENT -- COURT USE ONLY							
23. APPROVED FOR PAYMENT					24. AMOUNT APPROVED		
Signature of Judge or Clerk of Court _____ Date _____					\$0.00		

Attention: The notes you enter will be available to the next approval level.

Public/Attorney Notes

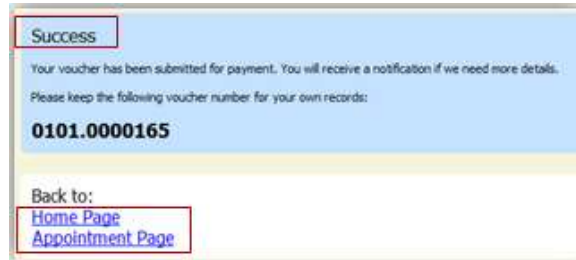
I swear and affirm the truth or correctness of the above statements  
Date: 4/20/2020 22:12:0



« First < Previous **Next >** Last » Save Delete Draft Audit Assist

**Step 8**

A confirmation screen appears, indicating the previous action was successful and the voucher has been submitted. Click the **Home Page** link to return to the home page. Click the **Appointment Page** link if you wish to create an additional document for this appointment.



# Creating a Budget Auth

The Budget AUTH document type allows you to request additional attorney funds and/or to request service providers on a budgeted case. Attorneys should coordinate the submission of this document with the circuit's case budgeting attorney and/or the court's CJA administrator.

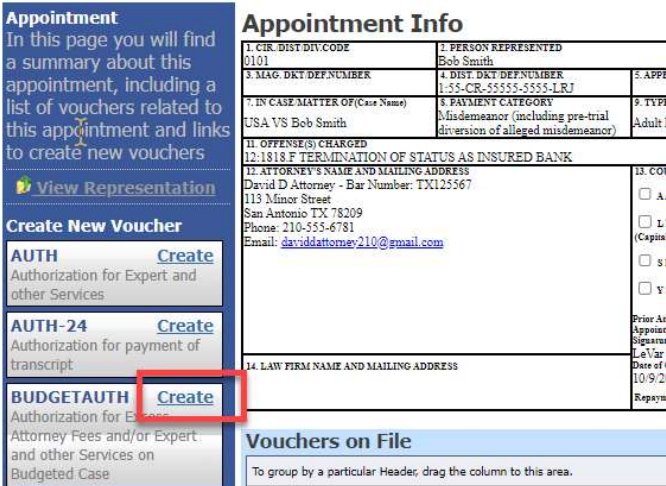
## Step 1

On the Appointment Info page, click the link for the case from which you want to create the budget auth.



## Step 2

On the Appointment Info page, in the Create New Voucher section, click the **Create** link next to BUDGETAUTH.



**Step 3**

On the **Basic Info** tab of the budget auth, the **Budget Phase/Stage** (e.g., Pretrial/Trial/Clemency, or One/Two, etc.) and **Requested Additional Attorney Fees** fields are required. Optionally, in the **Notes** field, you can add notes to be viewed with the requested amounts (you still have an opportunity to include notes on the **Confirmation** tab).

**Note:** If no attorney fees are being requested in this request, you **MUST** enter **\$0** to submit the budget auth.

**BUDGETAUTH Request Entry**

Def.: Bob Smith

[Link to OM/ECF](#)

Voucher #: Request Date: Decision Date:

**Tasks**

- [Link To Appointment](#)
- [Link To Representation](#)

**Reports**

- [Budget Auth Form- Attorney](#)
- [Budget Auth Form- Attorney](#)
- [Budget Auth Form- Attorney](#)

**Basic Info**

1. CIR. DIST. DIV. CODE 0101	2. PERSON REPRESENTED Bob Smith	VOUCHER NUMBER	
3. MAG. DKT DEF. NUMBER	4. DIST. DKT DEF. NUMBER 1-55-CR-55555-5555-LRJ	5. APPEALS. DKT DEF. NUMBER	6. OTHER. DKT DEF. NUMBER
7. IN CASE MATTER OF (Case Name) USA VS Bob Smith	8. PAYMENT CATEGORY Misdemeanor (including pre-trial diversion of alleged misdemeanor)	9. TYPE PERSON REPRESENTED Adult Defendant	10. REPRESENTATION TYPE Criminal Case

11. OFFENSE(S) CHARGED  
12. 1818 F TERMINATION OF STATUS AS INSURED BANK

13. ATTORNEY'S NAME AND MAILING ADDRESS  
David D Attorney - Bar Number: TX1235567  
113 Minor Street  
San Antonio TX 78209  
Phone: 210-555-6781  
Email: david.dattorney210@gmail.com

14. COURT ORDER

A Associate     C Co-Counsel     D Federal Defender     F Subs for Federal Defender

L Licensed Counsel (Capital Only)     O Appointing Counsel     P Subs for Panel Attorney     R Subs for Retained Attorney

S Pro Se     T Retained Attorney     V Subs for Pro Se     X Administrative

V Standby Counsel

Prior Attorney's Name: Appointments Date: Signature of Presiding Judge or By Order of the Court: Date of Order: 10/9/2018    Name Pro Tunc Date:    Repayment:  YES  NO

14. LAW FIRM NAME AND MAILING ADDRESS

Order Date:    Nunc Pro Tunc Date:

Budget Phase/Stage:

**Attorney Funding Information**

Recreation Limit Upon Submission: \$ 3,300.00

Requested Additional Attorney Fees: \$ 50,000.00

Notes:

« First    < Previous    Next >    Last »    Save    Delete Draft

**Step 4**

On the **Authorization Request** tab, from the **Service Provider Type** drop-down list, select the service provider(s) type you are requesting, if any. Any previous authorizations for that provider type display. Click the previous authorization to add the additional amount requested, and then click **Add**. The provider request appears in the grid below. Continue to add service providers.

The screenshot shows the 'Request For Service Providers' form with the 'Authorization Request' tab selected. The 'Service Provider Type' dropdown is set to 'Interpreter/Translator'. A red box highlights this dropdown. Below it, a section titled 'Previous Authorizations for this Provider Type:' contains a table with one entry: ID Number: 186, Order Date: 02/01/2017, Authorized Amount: \$100.00, Grand Total Amount: \$100.00, Service Type: Interpreter/Translator, Estimated Amount: \$5,000,000.00, and Notes. A red arrow points to this table. Below the table, the 'Previously Authorized Amount' is \$100.00. The 'Additional Amount Requested' field is highlighted with a red box and contains the value '10000.00'. Below this are fields for 'Additional Amount Authorized', 'Description', 'Notes', and 'Court Notes'. At the bottom right, there are 'Add' and 'Remove' buttons, with the 'Add' button highlighted by a red box. A red arrow also points to the bottom left corner of the form.

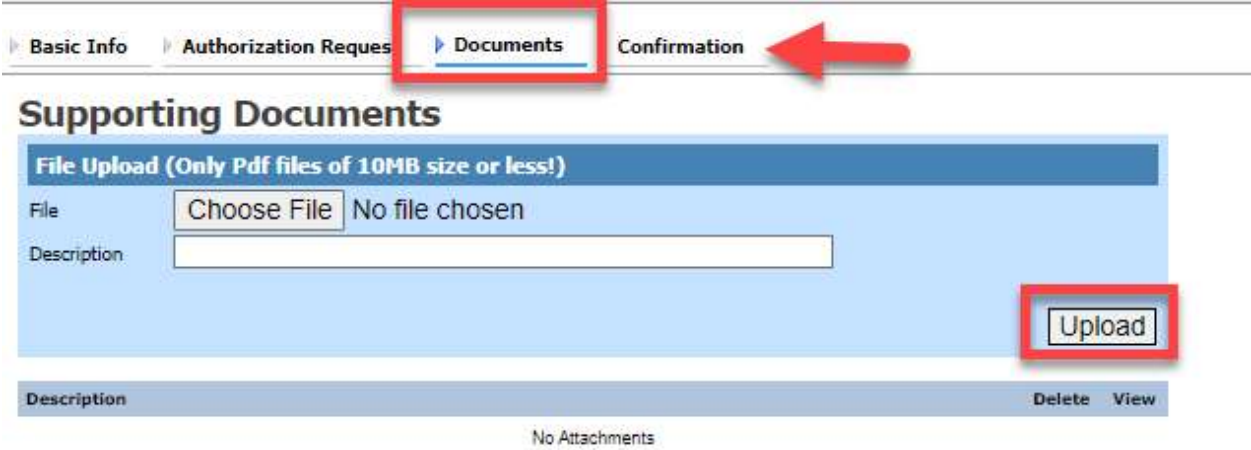
**Step 5**

If there is no prior auth for the provider type being requested, you only need to enter an amount requested in the **Additional Amount Requested** field.

The screenshot shows the 'Request For Service Providers' form with the 'Authorization Request' tab selected. The 'Service Provider Type' dropdown is set to 'Documents Examiner' and is highlighted with a red box. Below it, a section titled 'Previous Authorizations for this Provider Type:' contains a message: 'No Previous Authorizations Found'. Below this, the 'Previously Authorized Amount' is \$0.00. The 'Additional Amount Requested' field is highlighted with a red box and contains the value '10000.00'. Below this are fields for 'Additional Amount Authorized', 'Description', 'Notes', and 'Court Notes'. At the bottom right, there are 'Add' and 'Remove' buttons. A red arrow points to the bottom left corner of the form.

**Step 6**

On the **Documents** tab, upload any relevant documents, and then click the **Confirmation** tab.





**Step 7**

On the **Confirmation** tab, review and confirm that all information is correct as requested on the prior pages. In the **Public/Attorney Notes** field, include any additional information to the court.

Select the check box to swear and affirm the accuracy of the voucher, which will automatically be time stamped. Click **Submit**.

Basic Info | Authorization Request | Documents | **Confirmation**

### Confirmation

1. CIR. DIST. DIV. CODE 0101	1. PERSON REPRESENTED Isbediah Branson	VOUCHER NUMBER	
3. MAG. DKT. DEF. NUMBER	4. DIST. DKT. DEF. NUMBER 1:14-CR-08805-1-AA	5. APPEALS. DKT. DEF. NUMBER	6. OTHER. DKT. DEF. NUMBER
7. IN CASE MATTER OF (Case Name) USA v. Branson	8. PAYMENT CATEGORY Felony (including pre-trial diversion of alleged felony)	9. TYPE PERSON REPRESENTED Adult Defendant	10. REPRESENTATION TYPE Criminal Case
11. OFFENSE(S) CHARGED 15-1825.F INSPECTION VIOLATION PENALTIES			
12. ATTORNEY'S NAME AND MAILING ADDRESS Andrew Anders 110 Main Street San Antonio TX 78210 Phone: 210-833-5623 Cell phone: 210-555-1234 Email: <a href="mailto:lisa_ornelas@aox.uscourts.gov">lisa_ornelas@aox.uscourts.gov</a>		13. COURT ORDER <input type="checkbox"/> A Associate <input type="checkbox"/> C Co-Counsel <input type="checkbox"/> D Federal Defender <input type="checkbox"/> F Subs for Federal Defender <input type="checkbox"/> L Learned Counsel (Capital Only) <input checked="" type="checkbox"/> O Appointing Counsel <input type="checkbox"/> P Subs for Panel Attorney <input type="checkbox"/> R Subs for Retained Attorney <input type="checkbox"/> S Pro Se <input type="checkbox"/> T Retained Attorney <input type="checkbox"/> U Subs for Pro Se <input type="checkbox"/> X Administrative <input type="checkbox"/> Y Standby Counsel Prior Attorney's Name Appointment Date Signature of Presiding Judge or By Order of the Court Albert Albertson Date of Order    Nunc Pro Tunc Date 5/3/2014 Repayment <input type="checkbox"/> YES <input checked="" type="checkbox"/> NO	
14. LAW FIRM NAME AND MAILING ADDRESS			

<b>Attorney Funding Information</b>		Representation Limit Upon Submission	\$11,500.00
Requested Additional Attorney Fees		Authorized Additional Attorney Fees	
		Grand Total Authorized Attorney Fees	\$11,500.00

NOTES:

**Requests For Service Providers**


Service Provider Type	Previously Authorized Amount	Additional Amount Requested	Additional Amount Authorized	Description
Chemist/Toxicologist	\$1,500.00	\$5,000.00		
Documents Examiner	\$0.00	\$10,000.00		
<b>Totals</b>	<b>\$1,500.00</b>	<b>\$15,000.00</b>		

Order Date	Nunc Pro Tunc Date	Budget Phase/Stage	
Signature of Attorney	Date Signed	Requested Amount	\$15,000.00
Signature of Presiding Judge	Date Signed	Judge Code	Approved Amount
Signature of Chief Judge, Court of Appeals (or Delegate)	Date Signed	Judge Code	Approved Amount

Attention: The notes you enter will be available to the next approval level.

Public/Attorney Notes

I swear and affirm the truth or correctness of the above statements  
 Date:



**Step 8**

A confirmation screen appears, indicating the previous action was successful and the budget auth has been submitted to the court. Click the **Home Page** link to return to the home page, or click the **Appointment Page** link to create an additional document for this appointment.

**Success**

This document has been submitted.

Please keep the following document number for your own records:

**0101.0001122**

Back to:

[Home Page](#)

[Appointment Page](#)

## Creating a Travel Voucher

**Note:** There is **NOT AN AUTOSAVE** function on this program. You must click **Save** periodically to save your work.

### Step 1

On the Appointment page, in the Create New Voucher section, click the **Create** link next to TRAVEL.



### Step 2

The Basic Info page appears. The Travel Agency to be Used section auto-populates.

Basic Info | Authorization Request | Documents | Confirmation

### Basic Info

1. CIR. DIST/DIV CODE D101	2. PERSON REPRESENTED Deborah Branson	3. APPEALS DKT/DEF NUMBER	4. OTHER DKT/DEF NUMBER
3. MAG. DKT/DEF NUMBER	4. DIST. DKT/DEF NUMBER 1:14-CR-08805-1-AA	5. APPEALS DKT/DEF NUMBER	6. OTHER DKT/DEF NUMBER
7. IN CASE/MATTER OF (Case Name) USA v. Branson	8. PAYMENT CATEGORY Felony (including pre-trial diversion of alleged felony)	9. TYPE PERSON REPRESENTED Adult Defendant	10. REPRESENTATION TYPE Criminal Case
11. OFFENSE(S) CHARGED 15:1822 F INSPECTION VIOLATION PENALTIES			
12. ATTORNEY'S FIRM AND MAILING ADDRESS Andrew Anders 110 Main Street San Antonio, TX 78210 Phone: 210-833-5623 Cell phone: 210-555-1234 Email: <a href="mailto:ana_anders@awr.uscourts.gov">ana_anders@awr.uscourts.gov</a>		13. COURT ORDER <input type="checkbox"/> A Associate <input type="checkbox"/> C Co-Counsel <input type="checkbox"/> D Federal Defender <input type="checkbox"/> F Subs for Federal Defender <input type="checkbox"/> L Learned Counsel (Capital Only) <input type="checkbox"/> O Appointing Counsel <input type="checkbox"/> P Subs for Paid Attorney <input type="checkbox"/> R Subs for Retained Attorney <input type="checkbox"/> S Pro Se <input type="checkbox"/> T Retained Attorney <input type="checkbox"/> U Subs for Pro Se <input type="checkbox"/> X Administrative <input type="checkbox"/> Y Standby Counsel Prior Attorney's Name Appointment Dates Signature of Presiding Judge or By Order of the Court Albert Johnson Date of Order 3/3/2014 Repayment <input type="checkbox"/> YES <input checked="" type="checkbox"/> NO	
14. LAW FIRM NAME AND MAILING ADDRESS		15. TRAVEL AGENCY TO BE USED National Travel Service (NTS) National Travel Service (NTS) 707 Virginia Street East Suite 100 Charleston, WV 25301 Phone: (800) 445-0668 Fax: Email:	

<< First | < Previous | Next > | Last >> | Save | Delete Draft | Audit Assist

### Step 3

Click the **Authorization Request** tab, or click **Next** on the progress bar. Complete all required fields marked with red asterisks, and then click **Add**. The information appears in the table at the bottom of the screen. Click **Save**.

Basic Info | **Authorization Request** | Documents | Confirmation

### Request For Travel\*

**Required Fields**

Name and Title of Person Traveling: Andrew Anders  
 Address of Person Traveling: 123 Way, San Antonio, TX 78229  
 Travel From Location: San Antonio, TX  
 Travel To Location: Los Angeles, CA  
 Estimated Dates of Travel: 5/25-5/28

Travel Requested:	Estimated Cost:	Instructions for requesting amounts for the travel items:
Airline Tickets via CIA Government Travel Agency:	300.00	Complete the estimated dollar amount for each applicable line. The "Total Estimated Cost" field is automatically calculated based on the estimated amounts entered in the travel line items. Complete information for one traveler per form.
Ground Transportation:	20.00	
Subsistence (Hotels & meals):	100.00	
Other:		
<b>Total Estimated Cost:</b>	420.00	
<b>Total Authorized:</b>		

Purpose and Justification: Travel to talk to witness.  
 Court Notes:

\* All travel and expenses must be in compliance with government travel regulations. Actual cost of hotel and meals up to the established per diem rate. Expenses for travel for one day or last day is up to the M&IE rate.

Traveler	Travel From	Travel To	Travel Dates	Purpose and Justification	Estimated	Authorizer	Court Notes
Andrew Anders	San Antonio, TX	Los Angeles, CA	5/25-5/28	Travel to talk to witness.	420.00		

1 Page 1 of 1 (1 items)

<< First | < Previous | **Next** | Last >> | Save | Delete Draft | Audit Assist

**Step 4**

Click the **Documents** tab, or click **Next** on the progress bar. Click **Browse** to locate your file, and then add a description of the attachment. Click **Upload**. The attachment and description are added to the voucher and appear in the Description column.

Basic Info | Authorization Request | **Documents** | Confirmation

### Supporting Documents

**File Upload (Only Pdf files of 10MB size or less!)**

File: C:\Users\JaimeLongoria\ | Browse...  
 Description: Travel Receipts

Upload


Description	Delete	View
Travel Receipts	Delete	View

<< First | < Previous | **Next** | Last >> | Save | Delete Draft | Audit Assist

**Note:** All documents must be submitted in PDF format and must be 10 MB or less.

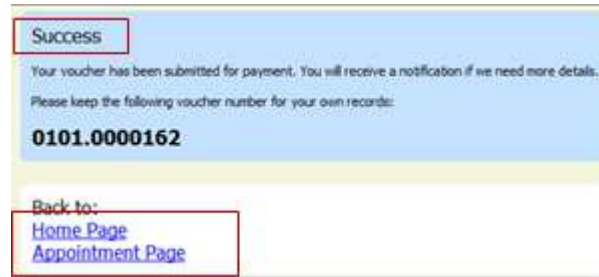
## Step 5

Click the **Confirmation** tab, or click **Next** on the progress bar. In the **Public/Attorney Notes** field, you can include any notes to the court. Select the check box to swear to and affirm the accuracy of the authorization, which automatically time stamps it. Click **Submit**.

Confirmation							
1. CIR. DIST. DIV. CODE 0101		2. PERSON REPRESENTED Jebediah Branson		VOUCHER NUMBER			
3. MAG. DKT/DEF. NUMBER		4. DIST. DKT/DEF. NUMBER 1:14-CR-08805-1-AA		5. APPEALS. DKT/DEF. NUMBER		6. OTHER DKT/DEF. NUMBER	
7. IN CASE MATTER OF (Case Name) USA v. Branson		8. PAYMENT CATEGORY Felony (including pre-trial diversion of alleged felony)		9. TYPE PERSON REPRESENTED Adult Defendant		10. REPRESENTATION TYPE Criminal Case	
11. OFFENSE(S) CHARGED 15:1825 F INSPECTION VIOLATION PENALTIES							
REQUEST AND AUTHORIZATION FOR TRANSCRIPT							
12. PROCEEDING IN WHICH TRANSCRIPT IS TO BE USED Transcript							
13. PROCEEDING TO BE TRANSCRIBED (Describe specifically). NOTE: The trial transcripts are not to include prosecution opening Transcription							
14. SPECIAL AUTHORIZATIONS						JUDGE'S INITIALS	
A. Apportioned Cost % of transcript with							
B. <input type="checkbox"/> 14-Day <input type="checkbox"/> Expedited <input type="checkbox"/> 3-Day <input type="checkbox"/> Daily <input type="checkbox"/> Hourly <input type="checkbox"/> Realtime Unedited							
C. <input type="checkbox"/> Prosecution Opening Statement <input type="checkbox"/> Prosecution Argument <input type="checkbox"/> Prosecution Rebuttal <input type="checkbox"/> Defense Opening Statement <input type="checkbox"/> Defense Argument <input type="checkbox"/> Voir Dire <input type="checkbox"/> Jury Instructions							
D. In this multi-defendant case, commercial duplication of transcripts will impede the delivery of accelerated transcript services to persons proceeding under the Criminal Justice Act.							
15. ATTORNEY'S STATEMENT As the attorney for the person represented who is managed above, I hereby affirm that the transcript requested is necessary for adequate representation. I, therefore, request authorization to obtain the transcript services at the expense of the United States pursuant to the Criminal Justice Act.  Andrew Anders /S/                      1/21/2016 14:48:16  Signature of Attorney                      Date  Andrew Anders  Printed Name  Telephone Number: 210-833-5623				16. COURT ORDER Financial eligibility of the person represented having been established to the Court's satisfaction the authorization requested in Item 15 is hereby granted.  Albert Albertson  Signature of Presiding Judge or By Order of the Court  01/21/2016  Date of Order                      Nunc Pro Tunc Date			
CLAIMS FOR SERVICES							
17. COURT REPORTER/TRANSCRIBER STATUS <input type="checkbox"/> Official <input type="checkbox"/> Contract <input type="checkbox"/> Transcriber <input type="checkbox"/> Other				18. PAYEE'S NAME AND ADDRESS LeVar Expert, Inc. AO-CMSO Washington DC 20544 US Phone: 202-502-2965			
19. SOCIAL SECURITY NUMBER OR EMPLOYER ID NUMBER OF PAYEE TIN: XX-XXXXXXX							
20. TRANSCRIPT		INCLUDE PAGE NUMBERS	NO. OF PAGES	RATE PER PAGE	SUB-TOTAL	LESS AMOUNT APPORTIONED	TOTAL
Original		see detail	0	see detail	\$0.00	see detail	\$0.00
Copy		see detail	0	see detail	\$0.00	see detail	\$0.00
Expenses (if/when)							\$0.00
TOTAL AMOUNT CLAIMED:						\$0.00	
21. CLAIMANT CERTIFICATION OF SERVICE PROVIDED I hereby certify that the above claim is for services rendered and is correct, and that I have not sought or received payment (compensation or anything of value) from any other source for these services.  Signature of Claimant/Payee: _____ Date: _____							
ATTORNEY CERTIFICATION							
22. CERTIFICATION OF ATTORNEY OR CLERK I hereby certify that the services were rendered and that the transcript was received.  _____ Signature of Attorney or Clerk                      Date							
APPROVED FOR PAYMENT -- COURT USE ONLY							
23. APPROVED FOR PAYMENT  _____ Signature of Judge or Clerk of Court                      Date                      Approved Amount							
Attention: The notes you enter will be available to the next approval level.							
Public/Attorney Notes <div style="border: 1px solid gray; height: 20px; width: 100%;"></div>							
<input checked="" type="checkbox"/> I swear and affirm the truth or correctness of the above statements Date: 4/20/2020 22:12:0							
« First		< Previous		Next >		Last »	
Save				Delete Draft		Audit Assist	

## Step 6

A confirmation screen appears, indicating the previous action was successful and the voucher has been submitted. Click the **Home Page** link to return to the home page. Click the **Appointment Page** link if you wish to create an additional document for this appointment.



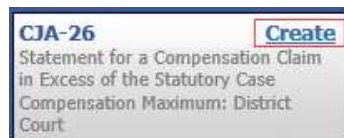
## Creating a CJA-26 Voucher

This is a request and justification for expenses outside the statutory limits.

**Note:** There is **NOT AN AUTOSAVE** function on this program. You must click **Save** periodically to save your work.

## Step 1

On the Appointment page, in the Create New Voucher section, click the **Create** link next to CJA-26.



## Step 2

The Basic Info page appears. Enter the required information. Click **Save**.

Basic Info		Justification		Documents		Confirmation	
1. CJA-26 DIV CODE 0111	1. PERSON REPRESENTED Federal Bureau	3. APPEALS DIV/DEF NUMBER	4. OTHER DIV/DEF NUMBER	5. VOUCHER NUMBER			
2. MAG. DIV/DEF NUMBER	4. DIV/DEF NUMBER 114 CP-08805-1-AA	6. APPEALS DIV/DEF NUMBER	7. OTHER DIV/DEF NUMBER				
3. CASE MATTER OR (Case Name) USA v. Branson	5. PAYMENT CATEGORY Felony (including pre-trial diversion or alleged felony)	8. TYPE PERSON REPRESENTED Adult Defendant	9. REPRESENTATION TYPE Criminal Case				
10. OFFENSE(S) CHARGED 15.1825 F INSPECTION VIOLATION PENALTIES							
11. ATTORNEY'S NAME AND MAILING ADDRESS Andrew Anders 110 Main Street San Antonio, TX 78210 Phone: 210-833-6623 Cell phone: 210-555-1234 Email: <a href="mailto:jua_anders@sdsc.uscourts.gov">jua_anders@sdsc.uscourts.gov</a>				12. COURT ORDER <input type="checkbox"/> A Associate <input type="checkbox"/> C Co-Counsel <input type="checkbox"/> D Federal Defender <input type="checkbox"/> F Subs for Federal Defender <input type="checkbox"/> L Learned Counsel (Capital Only) <input type="checkbox"/> O Appointing Counsel <input type="checkbox"/> P Subs for Panel Attorney <input type="checkbox"/> R Subs for Retained Attorney <input type="checkbox"/> S Pro Se <input type="checkbox"/> T Retained Attorney <input type="checkbox"/> U Subs for Pro Se <input type="checkbox"/> X Administrative <input type="checkbox"/> Y Standby Counsel			
13. LAW FIRM NAME AND MAILING ADDRESS				14. PRIOR ATTORNEY'S NAME AND MAILING ADDRESS Signature of Presiding Judge or By Order of the Court Albert J. Jackson Date of Order 9/9/2014 None Pro Test Date Representation <input type="checkbox"/> YES <input type="checkbox"/> NO			
Amount Requested <input type="text"/>		Amount Approved <input type="text"/>		Pre Trial Hours <input type="text"/>		Other In-Court Hours <input type="text"/>	
Trial Hours <input type="text"/>		Sentencing Hours <input type="text"/>		Out-Of-Court Hours <input type="text"/>			
Number of Counts <input type="text"/>		Number of Co-Defendants <input type="text"/>		Other Pending Cases <input type="text"/>			
Sentencing Guideline Range <input type="text"/>							
Mandatory Minimum Found <input type="checkbox"/>							
<input type="button" value="First"/> <input type="button" value="Previous"/> <input type="button" value="Next"/> <input type="button" value="Last"/> <input type="button" value="Save"/> <input type="button" value="Delete Draft"/> <input type="button" value="Audit Assist"/>							

**Step 3**

Click the **Justification** tab, or click **Next** on the progress bar. On the Justification page, enter relevant information in the fields, and then click **Save**.

Basic Info | **Justification** | Documents | Confirmation

### Justification

3. Describe discovery materials (nature and volume) and/or discovery practices which are a noteworthy factor in the number of hours claimed.

4. List and describe motions, legal memoranda, jury instructions, and sentencing documents, or legal research not resulting in such, which are a noteworthy factor in the number of hours claimed and which were drafted originally for this case (do not include standardized motions, etc., unless content was modified significantly).

5. Summarize investigation and case preparation (e.g., number and accessibility of witnesses interviewed, record collection, document organization) which are a noteworthy factor in the number of hours claimed.

6. Explain, if noteworthy, impact on the number of hours claimed of investigative, expert, or other services used (CJA 21 voucher)

7. Describe whether any of the following client considerations are a noteworthy factor in the number of hours claimed and explain each: communication with client/family, language difference, accessibility of client, or other

8. Explain any expense (items 17 and 18 of the CJA 20 voucher) greater than \$500

9. Explain any other noteworthy circumstances regarding the case and the representation provided to support this compensation request. *Include, if applicable: (a) negotiations with U.S. attorney's office or law enforcement agency; (b) complexity or novelty of legal issues and factual complexity; (c) responsibilities involved measured by the magnitude and importance of the case; (d) manner in which duties were performed and knowledge, skill efficiency, professionalism, and judgment required of and used by counsel; (e) nature of counsel's practice and hardship or injury resulting from the representation; and (f) any extraordinary pressure of time or other factors under which services were rendered.*

« First | < Previous | **Next >** | Last »

Save | Delete Draft | Audit Assist

**Step 4**

Click the **Documents** tab, or click **Next** on the progress bar. Click **Browse** to locate your file, and then add a description of the attachment. Click **Upload**. The attachment and description are added to the voucher and appear in the Description column.

Basic Info | 
 Justification | 
 Documents | 
 Confirmation

---

### Supporting Documents

**File Upload (Only Pdf files of 10MB size or less!)**

File:

Description:

Description	Delete	View
Document	<a href="#">Delete</a>	<a href="#">View</a>

« First
< Previous
Next >
Last »
Save
Delete Draft
Audit Assist

**Note:** All documents must be submitted in PDF format and must be 10 MB or less.



**Step 5**

Click the **Confirmation** tab, or click **Next** on the progress bar. In the **Public/Attorney Notes** field, you can include any notes to the court. Select the check box to swear and affirm to the accuracy of the authorization, which automatically time stamps it. Click **Submit**.

Basic Info | Justification | Documents | **Confirmation**

### Confirmation

**SUPPLEMENTAL INFORMATION STATEMENT FOR A COMPENSATION CLAIM IN EXCESS OF THE STATUTORY CASE COMPENSATION MAXIMUM: DISTRICT COURT**

THIS FORM PROVIDES INFORMATION TO SUPPORT COUNSEL'S CLAIM THAT THE REPRESENTATION GIVEN WAS IN AN EXTENDED OR COMPLEX CASE, AND THAT THE EXCESS PAYMENT IS NECESSARY TO PROVIDE FAIR COMPENSATION. PARAGRAPH 2.22 B(3) OF THE *GUIDELINES FOR THE ADMINISTRATION OF THE CRIMINAL JUSTICE ACT*, VOLUME VII, *GUIDE TO JUDICIARY POLICIES AND PROCEDURES*, DEFINES THE TERMS "EXTENDED" AND "COMPLEX," AND SUGGESTS CRITERIA FOR DETERMINING "FAIR COMPENSATION." THIS FORM SERVES AS COUNSEL'S MEMORANDUM REQUIRED BY PARAGRAPH 2.22 C (2) OF THOSE *GUIDELINES*, AND DOES NOT REPLACE ANY OTHER DOCUMENTATION REQUIRED TO SUPPORT THE PAYMENT REQUEST. IF EXTRA SPACE IS NEEDED, ATTACH ADDITIONAL SHEETS OF PAPER.

ATTORNEY NAME: Andrew Anders  
CASE NAME: USA v. Branson  
DOCKET NUMBER: 1:14-CR-08805-AA DEFENDANT NUMBER: 1 VOUCHER NUMBER:

1 PERIOD OF APPOINTMENT (DATES): 3/3/2014  
TOTAL NUMBER OF IN-COURT HOURS: 0  
PRETRIAL HEARINGS: 0 TRIAL: 0 SENTENCING HEARINGS: 0 ALL OTHER IN-COURT: 0  
TOTAL NUMBER OF OUT-OF-COURT HOURS: 0

2 OFFENSES CHARGED: 15:1825 F INSPECTION VIOLATION PENALTIES  
NUMBER OF COUNTS CHARGED: 0 NUMBER OF CO-DEFENDANTS: 0  
OTHER PENDING CASES (DOCKET NUMBERS) OF DEFENDANT DURING REPRESENTATION:  
IF APPLICABLE, SENTENCING GUIDELINE RANGE FOUND BY THE COURT FOR SENTENCING:  
WAS A MANDATORY MINIMUM FOUND OR AT ISSUE AT SENTENCING?  YES  NO

3 DESCRIBE DISCOVERY MATERIALS (NATURE AND VOLUME) AND/OR DISCOVERY PRACTICES WHICH ARE A NOTEWORTHY FACTOR IN THE NUMBER OF HOURS CLAIMED.

4 LIST AND DESCRIBE MOTIONS, LEGAL MEMORANDA, JURY INSTRUCTIONS, AND SENTENCING DOCUMENTS, OR LEGAL RESEARCH NOT RESULTING IN SUCH, WHICH ARE A NOTEWORTHY FACTOR IN THE NUMBER OF HOURS CLAIMED AND WHICH WERE DRAFTED ORIGINALLY FOR THIS CASE (DO NOT INCLUDE STANDARDIZED MOTIONS, ETC., UNLESS CONTENT WAS MODIFIED SIGNIFICANTLY).

5 SUMMARIZE INVESTIGATION AND CASE PREPARATION (E.G., NUMBER AND ACCESSIBILITY OF WITNESSES INTERVIEWED, RECORD COLLECTION, DOCUMENT ORGANIZATION) WHICH ARE A NOTEWORTHY FACTOR IN THE NUMBER OF HOURS CLAIMED.

6 EXPLAIN, IF NOTEWORTHY, IMPACT ON THE NUMBER OF HOURS CLAIMED OF INVESTIGATIVE, EXPERT, OR OTHER SERVICES USED (CJA 21 VOUCHER).

7 CHECK WHETHER ANY OF THE FOLLOWING CLIENT CONSIDERATIONS ARE A NOTEWORTHY FACTOR IN THE NUMBER OF HOURS CLAIMED AND EXPLAIN EACH: COMMUNICATION WITH CLIENT/FAMILY, LANGUAGE DIFFERENCE, ACCESSIBILITY OF CLIENT, OTHER.

8 EXPLAIN ANY EXPENSE (ITEMS 17 AND 18 OF THE CJA 20 VOUCHER) GREATER THAN \$500.

9 EXPLAIN ANY OTHER NOTEWORTHY CIRCUMSTANCES REGARDING THE CASE AND THE REPRESENTATION PROVIDED TO SUPPORT THIS COMPENSATION REQUEST.


INCLUDE, IF APPLICABLE: (A) NEGOTIATIONS WITH U.S. ATTORNEY'S OFFICE OR LAW ENFORCEMENT AGENCY; (B) COMPLEXITY OR NOVELTY OF LEGAL ISSUES AND FACTUAL COMPLEXITY; (C) RESPONSIBILITIES INVOLVED MEASURED BY THE MAGNITUDE AND IMPORTANCE OF THE CASE; (D) MANNER IN WHICH DUTIES WERE PERFORMED AND KNOWLEDGE, SKILL EFFICIENCY, PROFESSIONALISM, AND JUDGMENT REQUIRED OF AND USED BY COUNSEL; (E) NATURE OF COUNSEL'S PRACTICE AND HARDSHIP OR INJURY RESULTING FROM THE REPRESENTATION; AND (F) ANY EXTRAORDINARY PRESSURE OF TIME OR OTHER FACTORS UNDER WHICH SERVICES WERE RENDERED.

Signature of Attorney Andrew Anders	Date Signed	Requested Amount
Signature of Presiding Judge	Date Signed	Judge Code
Signature of Chief Judge, Court of Appeals (or Delegate)	Date Signed	Judge Code
		Approved Amount

Attention: The notes you enter will be available to the next approval level.

Public/Attorney Notes

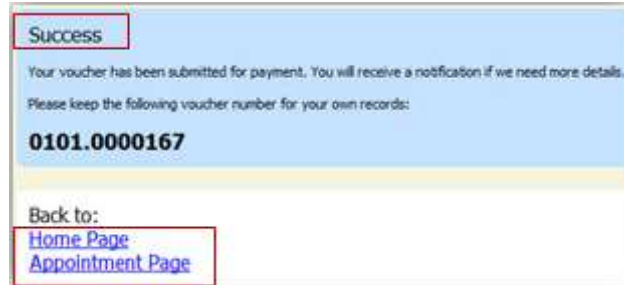
I swear and affirm the truth or correctness of the above statements  
Date: 4/20/2020 22:27:34



« First | < Previous | **Next >** | Last » | Save | Delete Draft | Audit Assist

**Step 6**

Click the **Home Page** link to return to the home page. Click the **Appointment Page** link if you wish to create an additional document for this appointment.




## Appendix A: Correcting Errors in Your .csv File

If your import fails, you must correct errors in the original .csv file before attempting another import.

### Step 1

A message appears at the top of the page, indicating the number of errors found. Click the **View Report** link to view errors.



**Import failed.**  
5 errors were found in *CJA-20 Service Time Import.csv* during import process. No data was updated. [View Report](#). Correct errors and [try again](#).

### Step 2

The Errors Only report opens by default, with the errors in the file highlighted. Review the error report and correct the original .csv file.

Errors Only  Full Report

Row	Errors	Date	Hours	Description	Service Type	Doc#	Pages
Row 3	Description is missing;	12/2021	0.2		15a. Arraignment and/or Plea		
Row 9	Hours is missing;	11/2021		Test	16c. Legal research and brief writing		
Row 10	Doc# (ECF) must be numeric value only; Pages must be numeric value only;	12/2021	0.9	Test	15c. Motion Hearings	.	~
Row 11	Date is missing;		1	Test;	16d. Travel time		
Row 12	Description has invalid character(s);	1/4/2021	1.1	Test<>	16a. Interviews and Conferences		

**Note:** Click the **Full Report** radio button to view an error report that includes all imported service lines.

### Step 3

Return to the Services page, click the **try again** link, and then follow steps 4–5 in the Importing Service Entries on Previously Created CJA-20s section to attempt the import again.



**Import failed.**  
5 errors were found in *CJA-20 Service Time Import.csv* during import process. No data was updated. [View Report](#). Correct errors and [try again](#).

Attorneys should still review the voucher to ensure that entries are correct prior to submission to the court. For the remaining tabs of the CJA-20 or CJA-30 voucher, please see instructions for those documents.

## Appendix B: Creating the Excel File for Import


Once you begin the process of importing your service entries to a CJA-20 or CJA-30 voucher, sample spreadsheets are available to download on the Services page. These sample spreadsheets are in Excel format that must be saved in .csv format.

Basic Info | **Services** | Expenses | Claim Status | Documents | Confirmation

### Services

eVoucher now provides the ability to import service time entries exported from a law firm billing system and saved in Comma Separated Values (CSV) format. The CSV file must contain all required column headings and data types. Please download our [sample spreadsheet](#) for the correct column headings and service type values.

**IMPORTANT:** It is recommended to start with a blank voucher. Otherwise, all existing service entries on the voucher will be overwritten with the contents of the imported CSV file.



For the .csv file to be successfully uploaded into and accepted by eVoucher, it must contain a header row with specific column headers, as seen below. The header row contains four mandatory column headers (Date, Hours, Description, Service Type) and two optional column headers (Doc. #, Pages). The Doc. # and Pages fields may be included in the header row; however, they are not required unless data is provided.

If the header row contains service entry information instead of headers, the data in that row will be ignored and won't be imported into your voucher. Sample spreadsheets containing the correct column headers and service type values for each voucher type are available in the online help.

	A	B	C	D	E	F
1	Date	Hours	Description	Service Type	Doc.#	Pages
2	9/2/2021		0.1 Email to/from co-def layer re: visit with Client and need for preliminary hearing	16e. Investigative and other work		1
3	9/3/2021		0.2 Attend Arraignment, etc via Zoom	15a. Arraignment and/or Plea		
4	9/4/2021		0.3 Travel time from Other to Newtown to SA for initial appearance and conference	16d. Travel time		3 10
5	9/5/2021		0.4 Review of court filings as a result of prelim hearing; Copy to Client	16b. Obtaining and reviewing records		6 12
6	9/6/2021		0.5 Receiving, reviewing and copying to client all paperwork as a result of arraignment	16b. Obtaining and reviewing records		5
7	9/7/2021		0.6 Receive & review order scheduling preliminary hearing; Copy to Client	16e. Investigative and other work		
8	9/8/2021		0.7 Reviewed 3:20-mj-46, 3:20-cr-06	16c. Legal research and brief writing		
9	9/9/2021		1 Reviewed Co. discovery documents, Fed.R.E., and 18 U.S.C. §2251, 2252,	16c. Legal research and brief writing		
10	9/11/2021		1 Travel from Pgh to SSJ (no return travel due to travel to ICJ on CJA )	16d. Travel time		
11	9/12/2021		1.1 Call to codef lawyer X and AUSA re: status of cases and plea deal	16a. Interviews and Conferences		
12	9/14/2021		1.3 Begin to review discovery from initial disclosure; No eports in discovery; Call to	16b. Obtaining and reviewing records		1
13						
14						

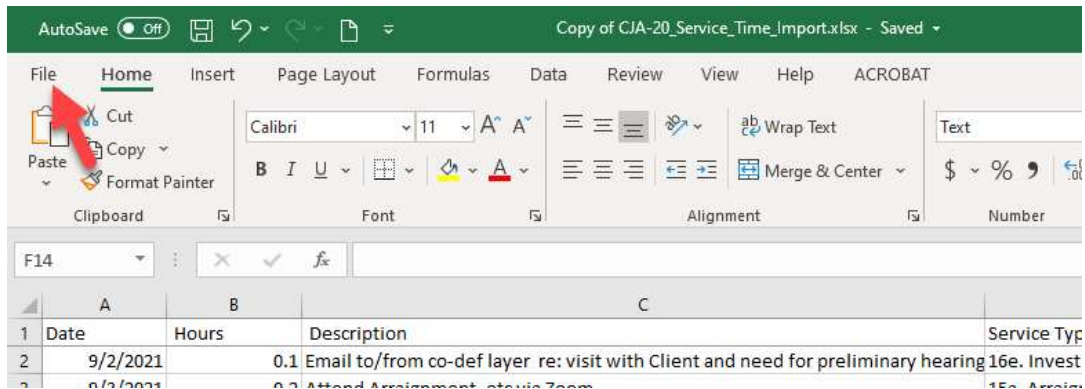
**Note:** Time entries containing values greater than a single decimal place are automatically rounded up or down to the nearest tenth. For example, 0.125 is rounded down to 0.1, and 0.75 is rounded up to 0.8.

## Appendix C: Converting the Excel File to .csv Format

Most commercially available spreadsheet applications allow you to save in .csv format. For a file saved in Excel format, follow these steps to create your .csv import file.

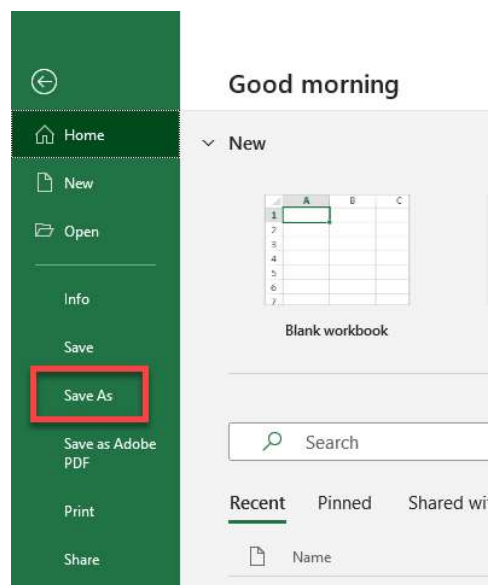
### Step 1

In your Excel file, click the **File** tab.

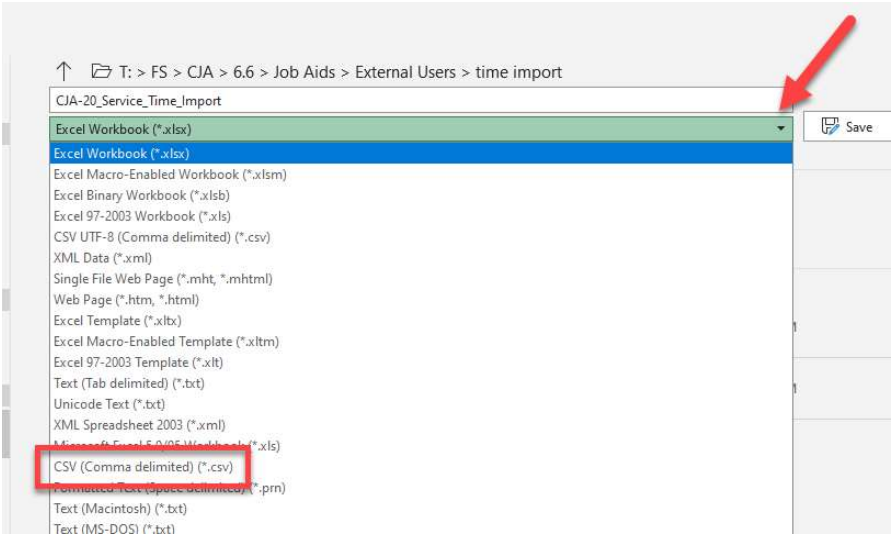


### Step 2

From the navigation menu on the left, click **Save As**.



On the Save As page, click the drop-down arrow and select **CSV (Comma delimited) (\*.csv)**.



Your Excel file has now been converted to a .csv file and can be imported into the Services page of your CJA-20 or CJA-30 voucher.

